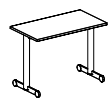


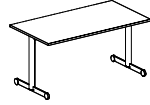
Tavoli scrivania/Desks

P 55 x H 74

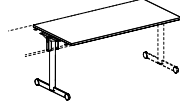
P 80 x H 74



817.TS.71.08_L 80
817.TS.71.10_L 100



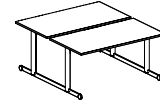
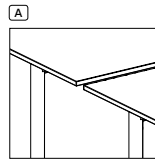
817.TS.02.12_L 120
817.TS.02.14_L 140
817.TS.02.16_L 160
817.TS.02.18_L 180



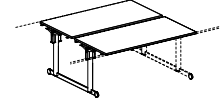
817.TS.06.12_L 120
817.TS.06.14_L 140
817.TS.06.16_L 160
817.TS.06.18_L 180

Tavoli P 166,5 a 2 scrivanie contrapposte/Benches 166,5 depth

P 166,5 x H 74



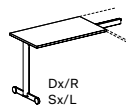
817.TB.06.14_L 140
817.TB.06.16_L 160
817.TB.06.18_L 180



817.TB.16.14_L 140
817.TB.16.16_L 160
817.TB.16.18_L 180

Allunghi laterali (Dx - Sx)
/Lateral extension (R - L)

P 55 x H 74



817.TD.71.08_L 80
817.TD.71.10_L 100

Tavolini caffè/Coffee tables

H 45

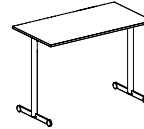


817.TT.04.08_Ø 80

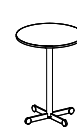
Tavoli alti H 107/Standing tables H 107

P 80 x H 107

H 107



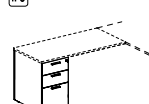
817.TA.02.14_L 140
817.TA.02.16_L 160
817.TA.02.18_L 180



817.TR.06.08_Ø 80

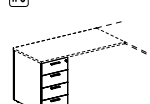
Allunghi su cassettiere portanti/Extensions on carrying pedestals

L 42 P 65 x H 71,5



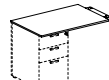
550.CS.30.04_

ⓘ Solo per cartelle sospese con interasse 33 cm / Only for hanging folders with 33 cm interspaced



550.CS.40.04_

P 65 x H 2,5



817.AL.01.10_L 100

550.CG.12.04 H 1,8
Zoccolo per cassette portanti / Base frame for carrying pedestals (Optional)

Contenitori H 74/Storage units H 74

L 80 P 33 x 71,5



550.CG.01.08_
A giorno/Open



550.CC.02.08_
Con ante/With doors

H 2,5



550.CG.14.08_
Top

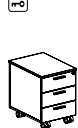
H 1,8



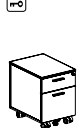
550.CG.12.08
Zoccolo (Optional) / Base frame (Optional)

Cassettiere/Pedestals

L 42 P 57 x H 55,5

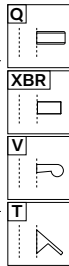


550.CS.10.04_
Melaminico/Melamine

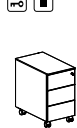


550.CS.20.04_
Melaminico/Melamine

ⓘ Solo per cartelle sospese con interasse 33 cm / Only for hanging folders with 33 cm interspaced



L 32,2 P 54,2 x H 55,5

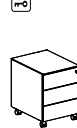


550.CS.1M.03_
Metalliche "slim" / Metallic "slim"

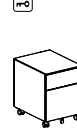


550.CS.2M.03_
Metalliche "slim" / Metallic "slim"

L 42,2 P 54,2 x H 55,5



550.CS.1M.04_
Metalliche/Metallic
Vaschetta portacancelleria inclusa / Stationery tray included



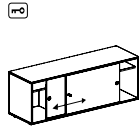
550.CS.2M.04_
Metalliche/Metallic
Vaschetta portacancelleria inclusa / Stationery tray included

Note: Per portacancelleria cassette e cartelle sospese, vedi catalogo Pedestals_DV550 / For stationary tray and hanging folders, see Pedestals_DV550 catalogue

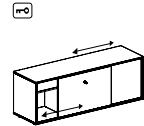
Mobili di servizio con ante scorrevoli/Service units with sliding doors

L 160 P 48 x H 58

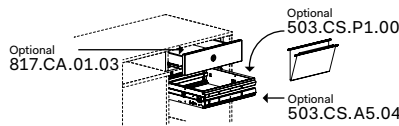
L 160 P 48 x H 58



817.MS.02.16_
Monofacciale/Uniface



817.MS.01.16_
Bifacciale/Bifacial



Optional per cod. 817.MS.02.16_/817.MS.01.16_
Optional for code 817.MS.02.16_/817.MS.01.16_

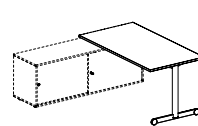
Optional 503.CS.P1.00

Optional 503.CS.A5.04

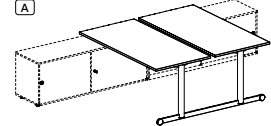
Tavoli integrabili su mobile di servizio /Integrable desks for service unit

P 80 x H 74

P 166,5 x H 74



817.TI.02.14_L 140
817.TI.02.16_L 160
817.TI.02.18_L 180



817.TI.05.14_L 140
817.TI.05.16_L 160
817.TI.05.18_L 180

Note:

Ⓛ Le dimensioni sono espresse in cm - consultare il listino prezzi per le caratteristiche tecniche, i codici degli articoli e delle finiture/Dimensions are stated in cm - for technical characteristics, article code numbers and finishing see price list;

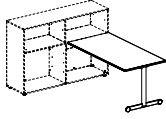
Ⓜ Prodotti non in pronta consegna. Per la disponibilità contattare l'ufficio commerciale/Items not in prompt delivery. Please contact the commercial department to check availability;

Ⓐ Senza binario/Without rail;

Ⓜ Con serratura / With lock;

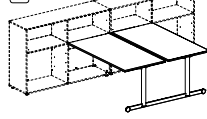
Tavoli scrivania per integrazioni con contenitori Rio_DV505 H= 74, 115, 164,5 /Integrable desks with storage unit Rio_DV505 H= 74, 115, 164,5

P 80 x H 74



817.TI.24.14 _ L 140
817.TI.24.16 _ L 160
817.TI.24.18 _ L 180

P 166,5 x H 74



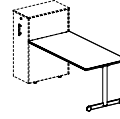
817.TI.25.14 _ L 140
817.TI.25.16 _ L 160
817.TI.25.18 _ L 180

[Note:] Kit staffe compreso nel codice./Brackets kit included in the code.

Ordinare a parte i moduli contenitori integrati H= 74, 115, 164,5 e relativi accessori, consultare il listino Rio_DV505 /Order the H= 74, 115, 164,5 integrated storage unit and related accessories, see Rio_DV505 price list

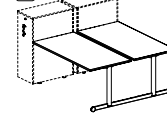
Tavoli scrivania per integrazioni su orgatower Rio_DV505 H= 74-115 /Integrable desks on Rio_DV505 orgatower H= 74-115

P 80 x H 74



817.TI.26.14 _ L 140
817.TI.26.16 _ L 160
817.TI.26.18 _ L 180

P 166,5 x H 74



817.TI.27.14 _ L 140
817.TI.27.16 _ L 160
817.TI.27.18 _ L 180

[Note:] Kit staffe compreso nel codice./Brackets kit included in the code.

Ordinare a parte gli orgatower H= 74 o 115, con top sp. 2,5. /Order the H= 74 or 115 orgatower, with 2,5 top, separately.

Orgatower con top sp. 2,5/Orgatower with 2,5 thick top

L 42 P 80 x H 74



Sx/L - Dx/R

505.TW.02.03_

L 42 P 80 x H 115



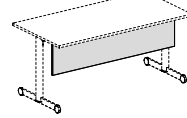
Sx/L - Dx/R

505.TW.04.03_

[Note:] Per l'integrazione con i tavoli Oslo_DV817./For the integration with Oslo_DV817 desk tables;

Modesty panels

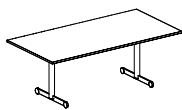
P 1,8 x H35



817.MP.01.12_ L 107 Tavoli/Desks L 120
817.MP.01.14_ L 127 Tavoli/Desks L 140
817.MP.01.16_ L 147 Tavoli/Desks L 160
817.MP.01.18_ L 167 Tavoli/Desks L 180

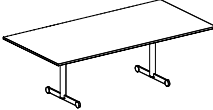
Tavoli riunione/Conference tables

L 200 P 100 x H 74



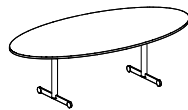
817.TR.32.20_

L 240 P 120 x H 74



817.TR.32.24_

L 250 P 125 x H 74



817.TR.34.25_

H 74



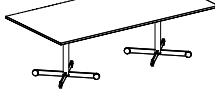
817.TR.01.10_ Ø 100
817.TR.01.12_ Ø 120

L 200 P 100 x H 74



817.TR.02.20_

L 240 P 120 x H 74



817.TR.02.24_

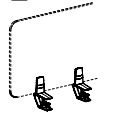
L 250 P 125 x H 74



817.TR.04.25_

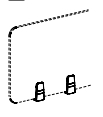
Morsetti e supporti per frontal panels Sp. 0,5 - 0,8 - 1 - 3 / Clamps for frontal panels T. 0,5 - 0,8 - 1 - 3

[N]



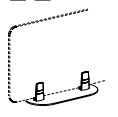
300.FP.27.00
Per piani
/For worktops

[N]



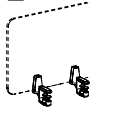
300.FP.28.00
Per piani
/For worktops

[N] [P]



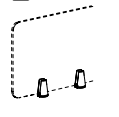
300.FP.33.00
Free standing per piani
/Free standing
for worktops

[Z]



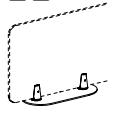
300.FP.10.00
Per piani
/For worktops

[Z]



300.FP.22.00
Per piani
/For worktops

[Z] [P]



300.FP.33.00
Free standing per piani
/Free standing
for worktops

Per frontal panels /For frontal panels (FP1) (FP65) (FPP) (FP08) (FPC1) (FPC2)

Note:

[1] Le dimensioni sono espresse in cm - consultare il listino prezzi per le caratteristiche tecniche, i codici degli articoli e delle finiture/Dimensions are stated in cm - for technical characteristics, article code numbers and finishing see price list;

[P] Prodotti non in pronta consegna. Per la disponibilità contattare l'ufficio commerciale/Items not in prompt delivery. Please contact the commercial department to check availability;

[A] Senza binario/Without rail;

[N] Morsetti o supporti in nylon /Nylon clamps

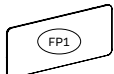
[Z] Morsetti o supporti in ZAMA / Zamak clamps

[P] Plexiglass

[V] Vetro/Glass.

Frontal panels sp. 1 – sp. 0,8

P 1 x H 39



300.FP.06.06 L 64
300.FP.06.07 L 79
300.FP.06.09 L 99
300.FP.06.11 L 119
300.FP.06.13 L 139
300.FP.06.15 L 159
300.FP.06.17 L 179
300.FP.06.19 L 199
Melaminico / Melamine

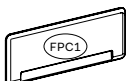
P 0,8 x H 39



300.FPV1.06 L 64
300.FPV1.07 L 79
300.FPV1.09 L 99
300.FPV1.11 L 119
300.FPV1.13 L 139
300.FPV1.15 L 159
300.FPV1.17 L 179
300.FPV1.19 L 199
Vetro / Glass

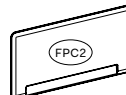
Frontal panel fonoassorbenti sp. 3 / Acoustic frontals panels t. 3

P 3 x H 39



300.FP.40.06 L 64
300.FP.40.07 L 79
300.FP.40.09 L 99
300.FP.40.11 L 119
300.FP.40.13 L 139
300.FP.40.15 L 159
300.FP.40.17 L 179
Tessuto / Fabric

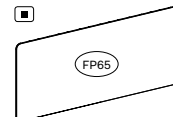
P 3 x H 59



300.FP.50.13 L 139
300.FP.50.15 L 159
Tessuto / Fabric


Frontal panels H. 65

P 1 x H 65



300.FP.09.06 L 64
300.FP.09.07 L 79
300.FP.09.09 L 99
300.FP.09.11 L 119
300.FP.09.13 L 139
300.FP.09.15 L 159
300.FP.09.17 L 179
300.FP.09.19 L 199
Melaminico / Melamine

P 0,5 x H 65



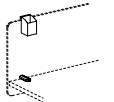
300.FP.69.06 L 64
300.FP.69.11 L 119
300.FP.69.13 L 139
300.FP.69.15 L 159
Plexiglass

Melaminico / Melamine

★ N.B.: Per i frontal con lunghezza maggiore o uguale ai 139 cm, ordinare 2 kit di supporti per frontal panel / Note: For frontal panels with a length greater than or equal to 139 cm, order 2 kits of clamps-supports for frontal panels

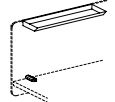
Accessori / Accessories

L 6,5 P 6,5 x H 8,5



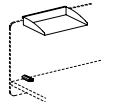
300.FA.01.01

L 50 P 17 x H 3



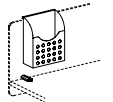
300.FA.02.05

L 31 P 22 x H 5



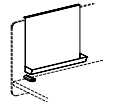
300.FA.04.03

L 23 P 10 x H 29



300.FA.06.02

L 35 P 6,5 x H 30



300.FA.08.03

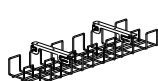
[Note] Il posizionamento degli accessori sui frontal panel in vetro prevede l'utilizzo di una guarnizione in PVC trasparente (Optional su richiesta) / Placement of accessories on glass front panel need the use of a transparent PVC gasket (Optional on request)
Non utilizzabile su frontal panels in plexiglass e frontal panels in tessuto fonoassorbente / Not usable for plexiglass frontal panels and acoustic frontal panels

Canalizzazione – Elettrificazione / Wire management – Electrification

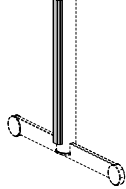
H 9



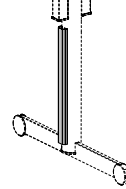
817.AP.01.08 L 55 Tavoli/Desks L 80
817.AP.01.10 L 55 Tavoli/Desks L 100
817.AP.01.12 L 95 Tavoli/Desks L 120
817.AP.01.14 L 95 Tavoli/Desks L 140
817.AP.01.16 L 135 Tavoli/Desks L 160
817.AP.01.18 L 135 Tavoli/Desks L 180



300.AP.15.04 L 45 Tavoli/Desks L 80
300.AP.15.05 L 58 Tavoli/Desks L 100
300.AP.15.07 L 78 Tavoli/Desks L 120
300.AP.15.10 L 100 Tavoli/Desks L 140
300.AP.15.11 L 110 Tavoli/Desks L 160
300.AP.15.14 L 140 Tavoli/Desks L 180



817.AP.08.05 H 55
Per gambe terminali
/ For terminal legs



817.AP.28.04 H 40
Per gambe intermedie
/ For middle legs



300.AP.V1.00



300.AP.T2.01 Ø 8



300.AP.T7.01 Ø 6



300.AP.F1.00

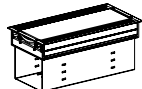
L 32 x P 12,3



300.AC.38.02_H 2,4



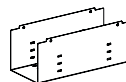
300.AC.67.03
Marsupio per top access
300.AC.38.02
/ Basket for top access
300.AC.38.02



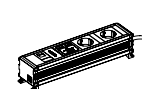
300.AC.26.02 L 24,5
300.AC.26.03 L 34,5
300.AC.26.04 L 44,5



300.AC.20.02_L 24,5
300.AC.20.03_L 34,5
300.AC.20.04_L 44,5



300.AC.25.02 L 23,5
300.AC.25.03 L 33,5
300.AC.25.04 L 43,5
Marsupio / Basket

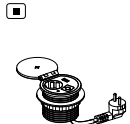


300.AP.S1.02 L 20,5
300.AP.S1.03 L 30
300.AP.S1.04 L 42
Per / For top access 300.AC.26...

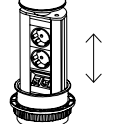


300.AT.A6.02 L 21
300.AT.A6.03 L 25,5
300.AT.A6.04 L 39

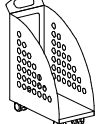
Ø 8



300.AP.T8.11
300.AP.T8.14
300.AP.T8.17
300.AP.T8.20

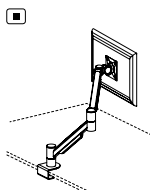


300.APT4.01
300.APT5.01 - UK
300.APT6.01 - US

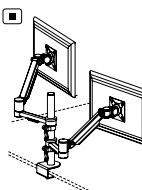


300.AC.06.05

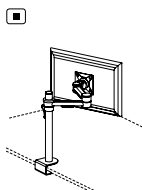
Bracci porta video / Arms for video support



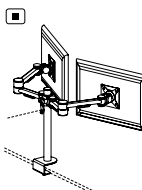
300.AC.02.01
Braccio porta video mobile su piano
/ Dynamic arm for video support on deskbase



300.AC.02.02
Doppio braccio porta video mobile
su piano / 2 dynamic arms for video support on deskbase



300.AC.01.01
Braccio porta video statico
su palo / Static arm for video support on pole



300.AC.01.02
Doppio braccio porta video statico
su palo / 2 static arms for video support on pole

Note:

1 Le dimensioni sono espresse in cm – consultare il listino prezzi per le caratteristiche tecniche, i codici degli articoli e delle finiture / Dimensions are stated in cm – for technical characteristics, article code numbers and finishing see price list;

2 Per la scelta dei contenitori e degli accessori vari, consultare il relativo listino o catalogo / To choose storage units and accessories, please check correspondent price list or catalogue;

3 Fino ad esaurimento / Until exhaustion;

4 Prodotti non in pronta consegna. Per la disponibilità contattare l'ufficio commerciale / Items not in prompt delivery. Please contact the commercial department to check availability;

5 Articoli prodotti solo su richiesta / Items produced only on demand;