

FINITURE

Finishings


FRONTALI E PIANI



WENGÈ




LARICE CHIARO




NOCE CANALETTO




OLMO



BIANCO



TORTORA



GRIGIO

INSERTI




ROSSO



GRIGIO ARMY

GAMBA OPERATIVA E DIREZIONALE




BIANCO



ALLUMINIO


ANTE VETRO



BIANCO

GRIGIO ARMY

PIANE IN VETRO



BIANCO

GRIGIO ARMY

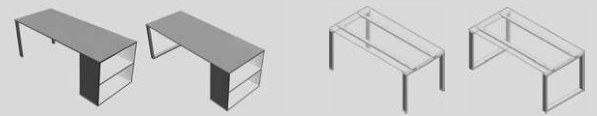
ELEMENTI TECNICI

ABACO

technical components



80/100/120/140/160/180X80X73H

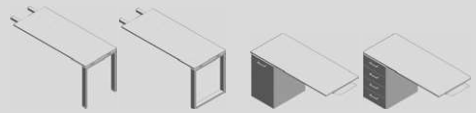


120/140/160/180X80X73H

160X80X72H



80/100/120/140/160/180X60X73H



120/140/X60X73H



80/100/120/140/160/180X166X73H



80/100/120/140/160/180X126X73H



160X160/180X180X60/80X73H



140/140X60/60X73H



180/200X90X73H



200X90X72H



206/226X168X73H



226X168X72H



41X56X51H



41X56X59H



84X58X59H



120X126X73H



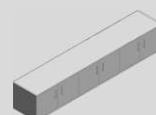
280/360X126X73H



84X46X48H



164X46X48H



244X46X48H

ESEMPI COMPONIBILITÀ MODULI
Samples of modular sections

