



Tavoli/Tables


Piani di lavoro sp. 1.8 cm, in melaminico (\*) o laminato (\*\*\*) con bordi in ABS sp. 0.2 cm /  
Worktops 1.8 cm thick, in melamine (\*) or laminate (\*\*\*) with ABS edge-profiles 0.2 cm thick



Piani di lavoro sp. 1.8 cm, in impiallacciato /  
Worktop 1.8 cm thick, veneered




Piani di lavoro sp. 2 cm, in cuoio con cuciture/Worktop 2 cm thick, in leather with stitches



Piani di lavoro sp. 1 cm, in vetro temprato retrolaccato con bordi perimetrali lavorati a filo lucido /  
Worktops 1 cm thick, rear-lacquered tempered glass with outer polished edges



Piani di lavoro sp. 1 cm, in vetro temprato retrolaccato acidato con bordi perimetrali lavorati a filo lucido /  
Worktops 1 cm thick, rear-lacquered and acetated tempered glass with outer polished edges



Piano di lavoro in vetro temprato trasparente sp. 0.8 cm, accoppiato con piano in gres porcellanato sp. 0.6 cm /  
Worktop in 0.8 cm thick transparent tempered glass, coupled with 0.6 cm thick porcelain stoneware worktop




Strutture metalliche/Metal structures




Mobili di servizio/Service units

Scocca, ripiani sp. 2.5 cm e ante sp. 1.8 cm, in melaminico (\*) o laminato (\*\*\*) /  
Body, shelves 2.5 cm and doors 1.8 cm thick, in melamine (\*) or laminate (\*\*\*)



Scocca, ripiani sp. 2.5 cm e ante sp. 1.8 cm, in impiallacciato /  
Body, shelves 2.5 cm and doors 1.8 cm thick, veneered



Note

☐ Prodotti non in pronta consegna. Per la disponibilità contattare l'ufficio commerciale/Items not in prompt delivery. Please contact the commercial department to check availability.  
☒ Fino ad esaurimento/Until exhaustion.