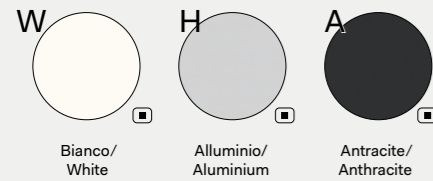


Tavoli/Tables 990.TR.C0.1A

Piani di lavoro sp. 2.5 cm, in melaminico o laminato (*) con bordi in ABS sp. 0.2 cm / Worktops and legs 2.5 cm thick, in melamine or laminate (*) with ABS edge-profiles 0.2 cm




Gambe in metallo/Metal legs

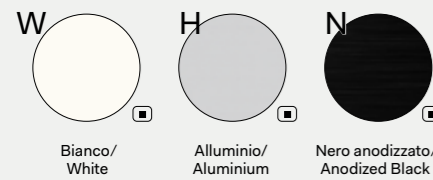


Tavoli/Tables 990.TR.C0.2A - 990.TR.C0.5A - 990.TR.C0.6C - 990.TR.C0.6D

Piani di lavoro e gambe sp. 3.8 cm, in melaminico con bordi in ABS sp. 0.2 cm / Worktops and legs 3.8 cm thick in melamine with ABS edge-profiles 0.2 cm thick
Schiene sp.1.8 cm, in melaminico / Back panels 1.8 cm thick, in melamine



Top access in alluminio/ Aluminium Top access

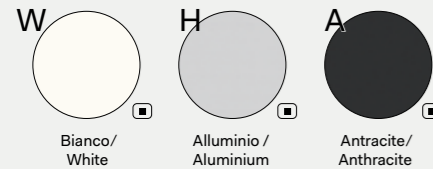


Tavoli/Tables 990.TR.C0.3A

Piani di lavoro sp. 2.5 cm, in melaminico o laminato (*) con bordi in ABS sp. 0.2 cm / Worktops and legs 2.5 cm thick, in melamine or laminate (*) with ABS edge-profiles 0.2 cm
Schiene sp.1.8 cm, in melaminico o laminato (*) / Back panels 1.8 cm thick, in melamine or laminate (*)



Gambe in metallo/Metal legs




Note

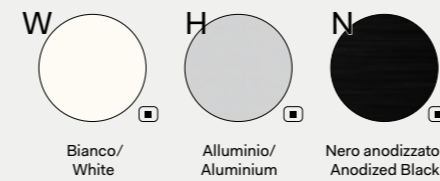
■ Prodotti non in pronta consegna. Per la disponibilità contattare l'ufficio commerciale./Items not in prompt delivery. Please contact the commercial department to check availability.
Ⓜ Fino ad esaurimento. / Until exhaustion.

Tavoli/Tables 990.TR.C0.4A

Piani di lavoro e gambe sp. 3.8 cm, in melaminico con bordi in ABS sp. 0.2 cm / Worktops and legs 3.8 cm thick in melamine with ABS edge-profiles 0.2 cm thick
Schiene sp. 1.8 cm, in melaminico / Back panels 1.8 cm thick, in melamine
Piano centrale con top access sp. 1.8 cm, in melaminico / Central worktops with top access 1.8 cm thick, in melamine



Top access in alluminio/ Aluminium Top access

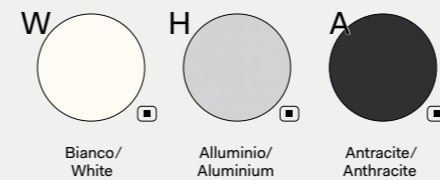


Tavoli/Tables 990.TR.C0.7A

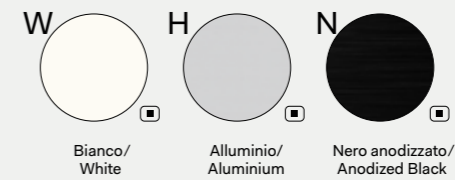
Piani di lavoro sp. 2.5 cm, in melaminico o laminato (*) con bordi in ABS sp. 0.2 cm / Worktops and legs 2.5 cm thick, in melamine or laminate (*) with ABS edge-profiles 0.2 cm
Piano centrale con top access sp. 1.8 cm, in melaminico o laminato (*) / Central worktops with top access 1.8 cm thick, in melamine or laminate (*)



Gambe in metallo/Metal legs



Top access in alluminio/ Aluminium Top access

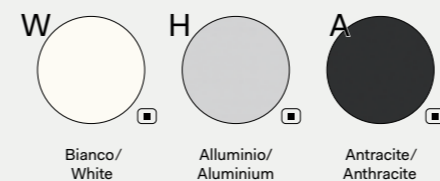


Tavoli/Tables 990.TR.C0.8A - 990.TR.C0.8B


Piani di lavoro sp. 2.5 cm, in melaminico con bordi in ABS sp. 0.2 cm / Worktops and legs 2.5 cm thick, in melamine with ABS edge-profiles 0.2 cm



Gambe in metallo/Metal legs



Modesty panel in tessuto tecnico/Technical fabric modesty panel



Note

■ Prodotti non in pronta consegna. Per la disponibilità contattare l'ufficio commerciale./Items not in prompt delivery. Please contact the commercial department to check availability.
Ⓜ Fino ad esaurimento. / Until exhaustion.

Tavoli/Tables 990.TR.C0.9A

Piani di lavoro sp. 2.5 cm, in melaminico o laminato (*) con bordi in ABS sp. 0.2 cm / Worktops and legs 2.5 cm thick, in melamine or laminate (*) with ABS edge-profiles 0.2 cm
 Schiene sp.1.8 cm, in melaminico o laminato (*) / Back panels 1.8 cm thick, in melamine or laminate (*)




Gambe in metallo/ Metal legs

Top access in alluminio/ Aluminium Top access

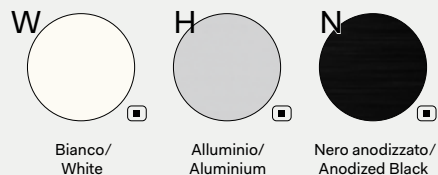


Tavoli/Tables 990.TR.C1.0A - 990.TR.C1.0B - 990.TR.C1.0C - 990.TR.C1.1A - 990.TR.C1.1B

Piani di lavoro sp. 3.8 cm, in melaminico con bordi in ABS sp. 0.2 cm / Worktops and legs 3.8 cm thick, in melamine with ABS edge-profiles 0.2 cm thick
 Colonne sp. 2.5 cm, in melaminico / Columns 2.5 cm thick, in melamine



Top access in alluminio/ Aluminium Top access



Note

❑ Prodotti non in pronta consegna. Per la disponibilità contattare l'ufficio commerciale./Items not in prompt delivery. Please contact the commercial department to check availability.

Ⓜ Fino ad esaurimento. / Until exhaustion.