

# DV604 Partition Wall

## Finiture cromatiche/Colour finishes

### Vetro/Glass

Sp. 0.5 cm/0.5 cm thick



Stratificato trasparente /Transparent stratified  
Acidato /Acetated

### Telaio vetrato ☒/Glass frame ☒




Ossidato naturale /Natural oxidated

### Pannelli ☒/Panels ☒



Bianco/White    Grigio chiaro/Light grey    Noce/Walnut    Rovere chiaro/Light oak    Rovere Moro/Dark oak    Rovere tabacco/Tobacco oak

### Elementi di completamento/Completion elements



Alluminio RAL 9006 /Aluminium RAL 9006

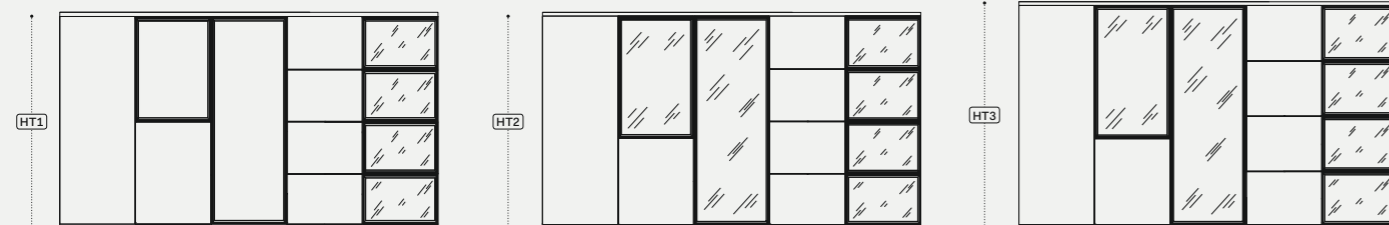
Note:

☒ A richiesta altre finiture. Per quantitativi minimi contattare l'ufficio commerciale / On request other finishes. For minimum quantities contact the sales office;

● Articoli prodotti solo su richiesta/Articles produced only on request.

### Schema dimensionale parete divisoria/Scheme of partition dimensions

P 65 x H 74



Tipologia:/Type: "L" - Low

Tipologia:/Type: "M" - Medium

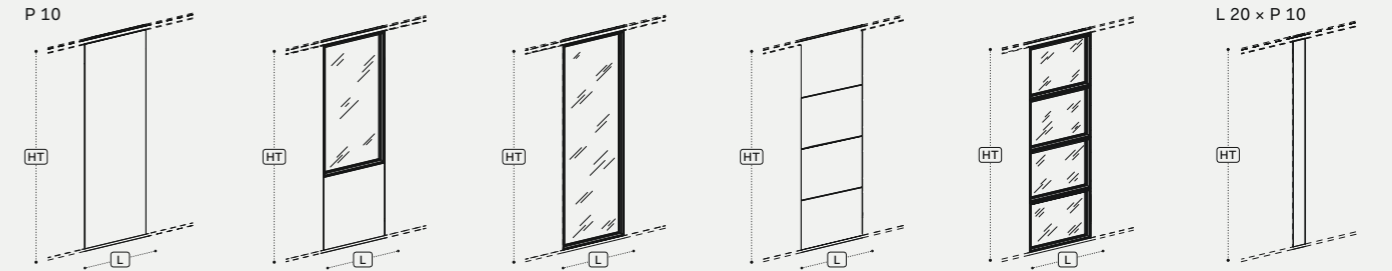
Tipologia: / Type: "H" - High

H { HT1 ("Low") = 240 + 260; HT2 ("Medium") = 260 + 280; HT3 ("High") = 280 + 300

# DV604 Partition Wall

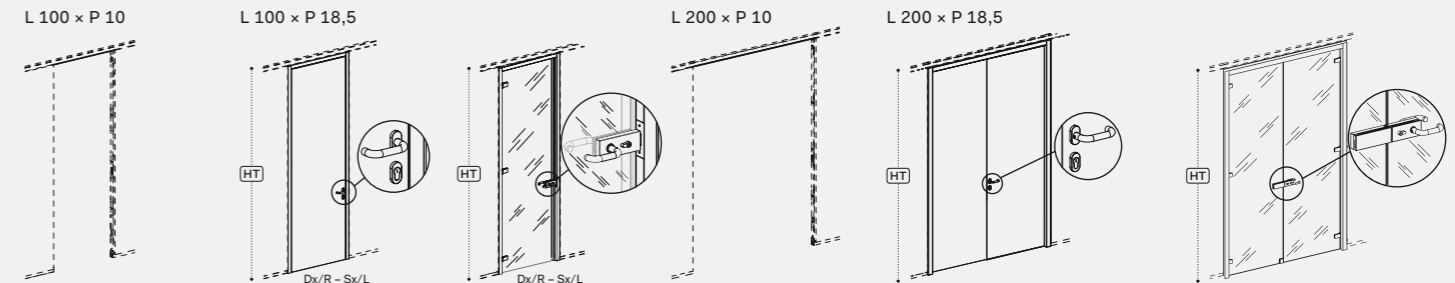
## Dati tecnici/Technical data

### Schema dimensionale parete divisoria / Scheme of partition dimensions



Moduli divisori ciechi /Paneled partitions L = 50 - 60 - 80 - 100 - 120  
Moduli divisori ciechi-vetro /Paneled-glass partitions L = 50 - 60 - 80 - 100 - 120  
Moduli divisori vetro /Glass partitions L = 50 - 60 - 80 - 100 - 120  
Moduli divisori ciechi a mattonella/Paneled "bricks shaped" partitions L = 50 - 60 - 80 - 100 - 120 - 140 160 - 180 - 200 - 220  
Moduli divisori vetro a mattonella/Glass "bricks shaped" partitions L = 50 - 60 - 80 - 100 - 120 - 140 160 - 180 - 200 - 22  
Modulo tecnico per passaggio cavi / Wire management technical module

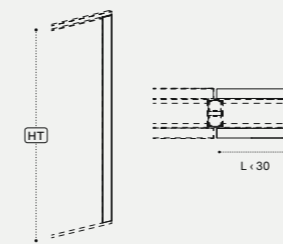
### Porte/Doors



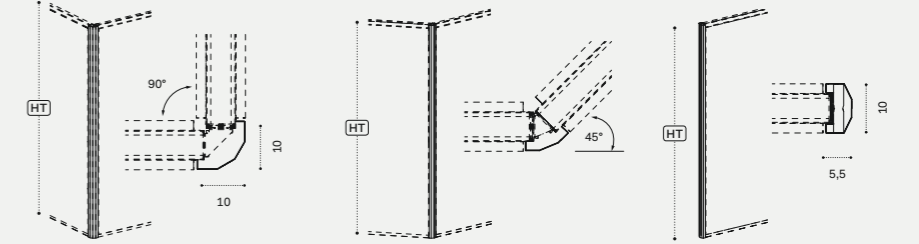
Modulo passaggio porta singola/Single door top module  
Porta anta battente cieca /Single hinged panelled door  
Porta anta battente vetro /Single hinged glass door  
Modulo passaggio porta doppia/Double door top module  
Porta doppia anta battente cieca/Double hinged panelled door  
Porta doppia anta battente vetro /Double hinged glass door

### Fasce di tamponamento/Fillers

L < 30 P 10

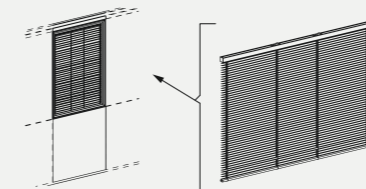


### Angoli e testate/Corner and terminal profiles

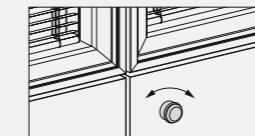


Carter metallico per angoli a 90° /Metal casing for 90° corners  
Carter metallico per angoli a 45° /Metal casing for 45° corners  
Carter metallico terminale /Terminal metal casing

### Accessori/Accessories



Tendine veneziane/Blinds



Pomolo per regolazione orizzontale veneziana /Knob for blind horizontal adjustment

Note:

1 Le dimensioni sono espresse in cm - consultare il listino prezzi per le caratteristiche tecniche, i codici degli articoli e delle finiture /Dimensions are stated in cm - for technical characteristics, article code numbers and finishing see price list;

2 Le pareti divisorie DV604 possono essere abbinare alle pareti attrezzate DV605/ The DV604 partition wall systems can be combined with the DV605 ones.