
DV600 Partitions

dvo_

DV600 Partitions

Cod.	pag
DV602 Single Glass	004
DV603 Double Glass	026
DV604 Partition Wall	046
DV605 Storage Wall	

Partitions

DV602 Single Glass



Design:
Giuseppe Sartore

IT La serie DV602, parete divisoria monovetro da 3,2 cm, evidenzia essenzialità e tecnicità. Gli elementi caratterizzanti sono: profili perimetrali in alluminio, lastre di vetro stratificato, pannelli in melaminico o impiallacciato, porte scorrevoli o battenti e moduli vari.

EN The DV602 series, a 3,2 cm thick single-glazed partition wall, emphasizes simplicity and technicality. The main features are: outer aluminium profiles, laminated glass sheets, melamine or veneer wooden panels, sliding or hinged doors and various modules.





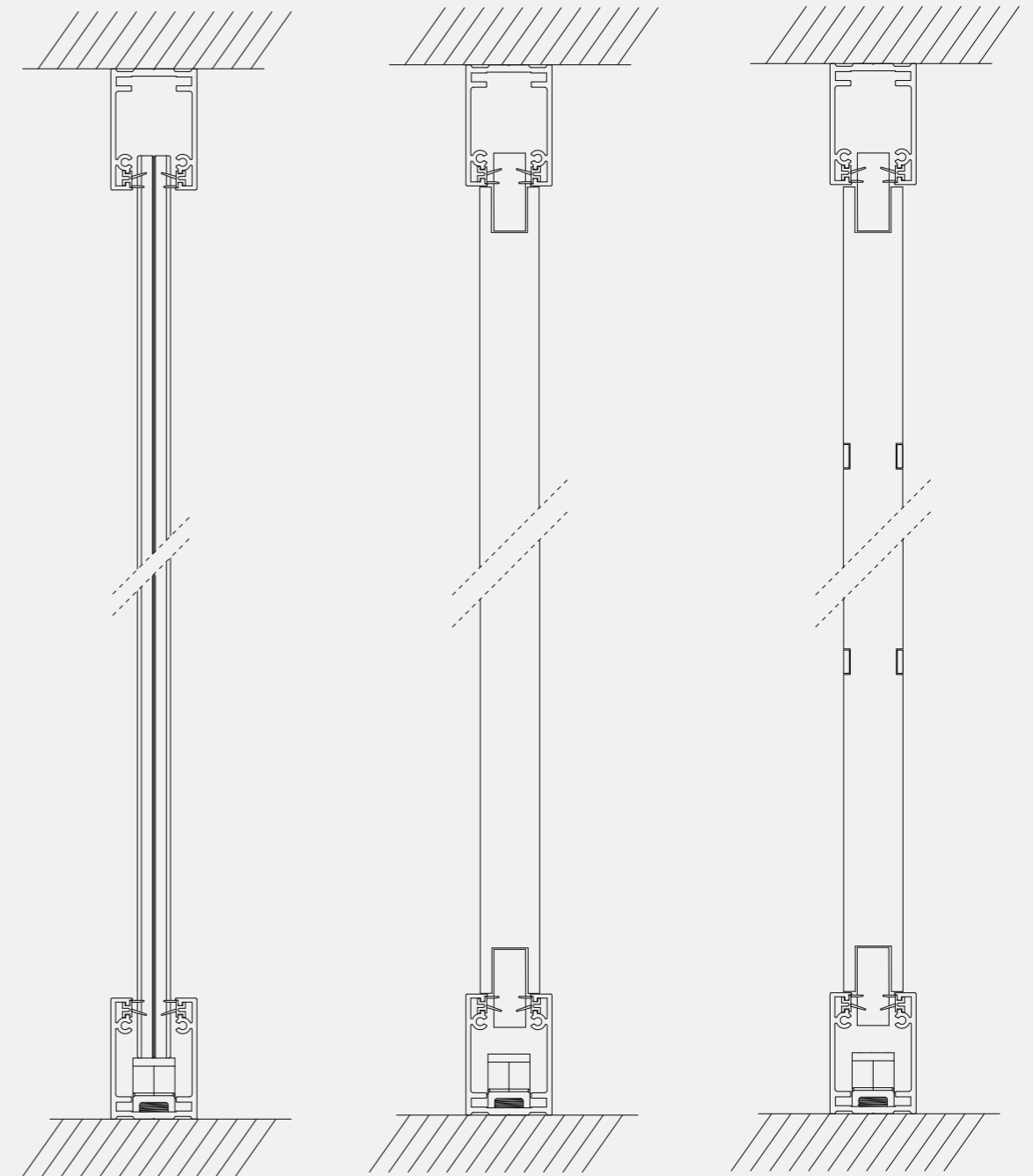


1 Particolare dell'angolo a 90° con i profili raccordati a 45°. I vetri sono collegati mediante un profilo in metacrilato trasparente. / Detail of the 90° angle with the 45° connected profiles. The connection of the glass is made with a profile in transparent methacrylate.

2 L'angolo a 3 vie 90°. I binari vanno in battuta tra di loro e le lastre vetrate sono collegate mediante un profilo in metacrilato trasparente. / 3-way 90° angle. Rails are connected between each other and glass plates are connected with a profile in transparent methacrylate.

3 Con lo stesso profilo del binario a terra si realizza la chiusura laterale a muro, in modo da assorbire eventuali fuori squadra della parete. / The same profile of the floor rail is used for lateral closure against the wall, to compensate any out of square problems.

4 La particolare sezione del binario consente realizzazioni con angoli curvati e vetri curvi. (Raggio min. 75 cm). / The dedicated section of the rail allows realizations with curved corners and curved glass (R. min 75 cm).



La struttura è composta da binari perimetrali ed elementi di chiusura a tutta altezza in:

- Vetro stratificato di sicurezza, sp. 10 e 12 mm, giuntati mediante profili in metacrilato trasparente;

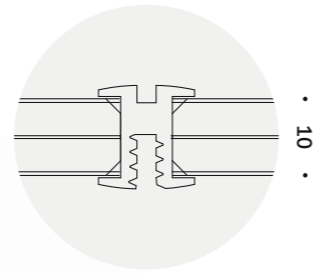
- Pannellature cieche in nobilitato melaminico o legno impiallacciato, sp. 25 mm;
- Porte battenti in vetro, intelaiate in vetro e cieche. Di serie serrature magnetiche;
- Porte scorrevoli su un apposito binario in vetro temperato. Sp 10 mm.

/The structure is composed of perimetral rails and closing elements full height in:

- Stratified glass, 10 and 12 mm thick, connected between each other with profiles in transparent methacrylate;

- Covering panels in melamine or wood veneer, 25 mm thick;
- Hinged glass, framed glass and wooden door. Standard magnetic locks;
- Sliding doors on special rail in tempered glass, 10 mm thick.





Anche una partizione tutta vetrata può essere attrezzata con pannelli o mensoline.
/ Even an all-glass partition can be equipped with panels or shelves.



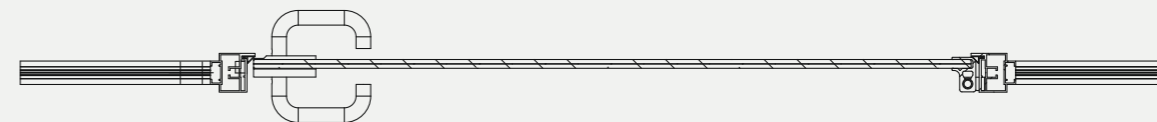




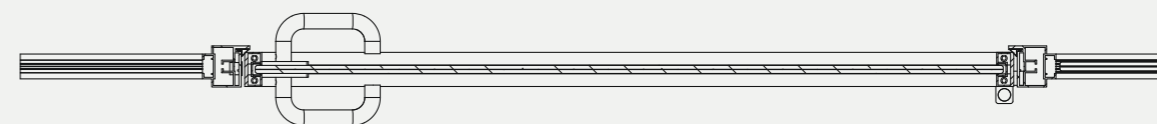
1
Particolare della cerniera della porta battente. Pulizia formale e funzionalità al massimo livello. / Detail of the hinge of the hinged door. Functionality at the highest level.

2
Porte in vetro dotate di serratura magnetica per una silenziosità assoluta. / Doors equipped with magnetic lock for absolute silence.

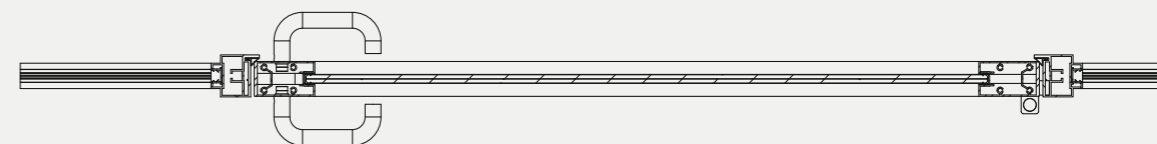
3
Particolare della porta cieca. / Detail of wooden door.



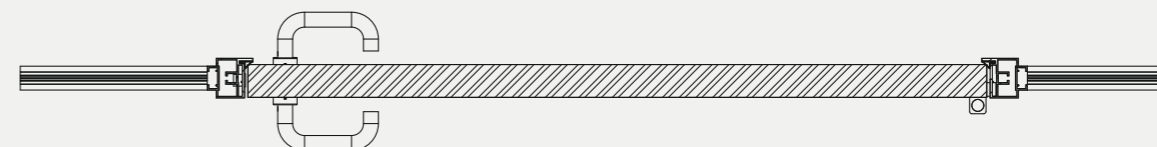
Sezione orizzontale della porta battente con cerniera continua.
/ Horizontal section of hinged door with continuous hinge.



Sezione orizzontale della porta battente vetro con telaio "SLIM".
/ Horizontal section of hinged glass door with SLIM frame.

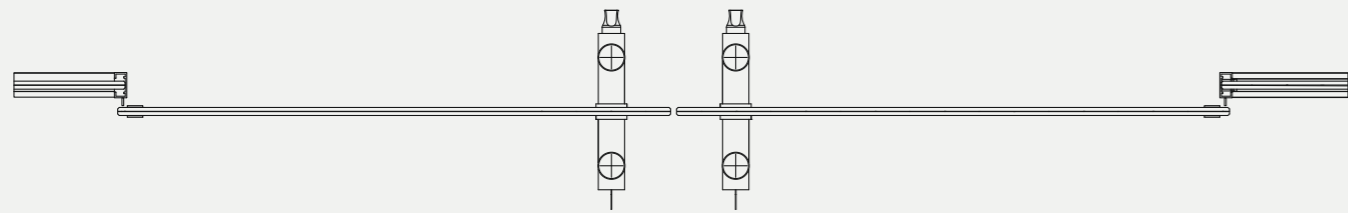
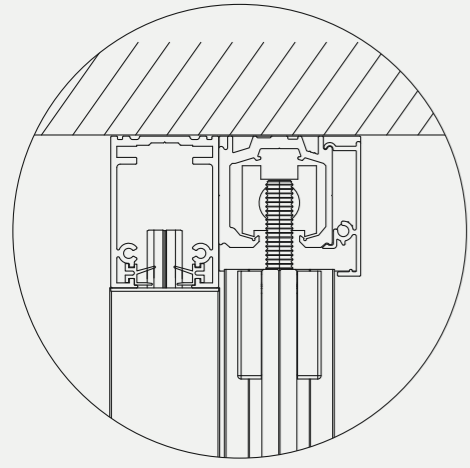


Sezione orizzontale della porta battente vetro con telaio "BIG".
/ Horizontal section of hinged glass door with BIG frame.



Sezione orizzontale della porta battente cieca.
/ Horizontal section of hinged wooden door.





Porte scorrevoli solo vetrate. Ammortizzatori in apertura e chiusura di serie. Standard un maniglione a ponte. Opzionale disponibilità del maniglione dotato di serratura con chiusura a terra. / Sliding glass door with standard opening and closing shock absorber. Equipped with standard handle possibility of having handle with floor lock.




DV602 Single Glass

Finiture cromatiche/Colour finishes

Vetro/Glass

Sp. 0.5 + 0.5 cm - 0.6 + 0.6 cm, stratificato / 0.5 + 0.5 cm - 0.6 + 0.6 cm thick, stratified

Sp. 1 + 1.2 cm, temperato / 1 + 1.2 cm thick, tempered



Trasparente/
Transparent

VA1

Acustico 1A
/Acoustic type 1A



Trasparente
/Transparent

VEX


Extra-chiaro
/Extra-light

VA

Acidato 1 lato
/1 side acetated

Telaio/Frame

Profilo 3.2 x 4.5 cm, in alluminio / 3.2 x 4.5 cm profile, aluminium



Anodizzato/Anodized

Brill/ Brill

Verniciato bianco
/White Painted ...

Verniciato nero
/Black Painted ...

Verniciato RAL ...
/RAL Painted ...

Pannelli /Panels

Sp. 2.5 cm, in melaminico / 2.5 cm thick, in melamine



Bianco/White

Grigio chiaro
/Light grey

Noce/Walnut

Rovere chiaro
/Light oak

Rovere Moro
/Dark oak

Rovere tabacco
/Tobacco oak

Terra d'ombra
/Umber

Sp. 2.5 cm, in impiallacciato / 2.5 cm thick, veneered



Rovere chiaro
/Light oak

Rovere Moro
/Dark oak

Noce Canaletto/
Canaletto Walnut

Porte /Doors

Sp. 4.4 cm, in melaminico / 4.4 cm thick, in melamine



Bianco/White

Grigio chiaro
/Light grey

Noce/Walnut

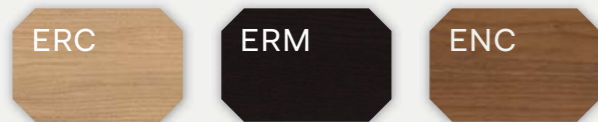
Rovere chiaro
/Light oak

Rovere Moro
/Dark oak

Rovere tabacco
/Tobacco oak

Terra d'ombra
/Umber

Sp. 4.4 cm, in impiallacciato / 4.4 cm thick, veneered



Rovere chiaro
/Light oak

Rovere Moro
/Dark oak

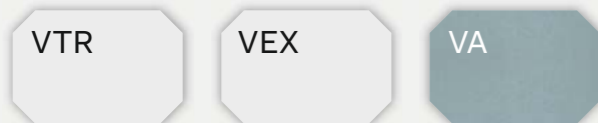
Noce Canaletto/
Canaletto Walnut

Sp. 4.4 cm, in laccato / 4.4 cm thick, lacquered



Verniciato RAL ...
/RAL Painted ...

Sp. 1 + 1.2 cm, in vetro temperato / 1 + 1.2 cm thick, tempered glass



Trasparente
/Transparent

Extra-chiaro
/Extra-light

Acidato 1 lato
/1 side acetated

Note:

A richiesta altre finiture. Per quantitativi minimi contattare l'ufficio commerciale / On request other finishes. For minimum quantities contact the sales office;

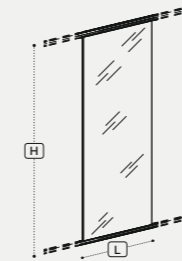
Articoli prodotti solo su richiesta /Articles produced only on request.

DV602 Single Glass

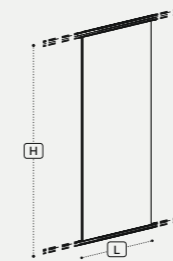
Dati tecnici/Technical data

Pareti monovetro/Mono-glass partitions

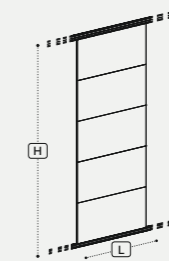
P 3,2



Moduli vetro/Glass partitions

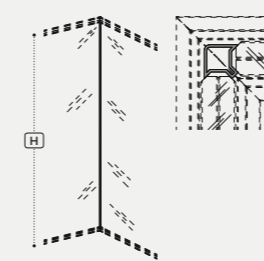


Moduli ciechi / Panelled partitions

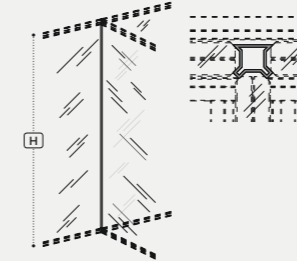


Moduli ciechi a mattonella
/Panelled "bricks shaped" partitions

Profili per moduli vetro ad angolo/Glass module corner profile



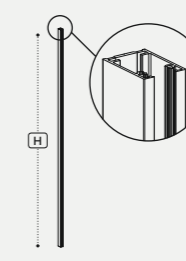
Per modulo angolo 90° a 2 vie
/For 2 way 90° corner module



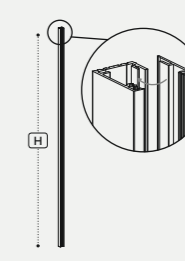
Per modulo angolo 90° a 3 vie
/For 3 way 90° corner module

Profili/Profiles

L 4,5 P 3,2

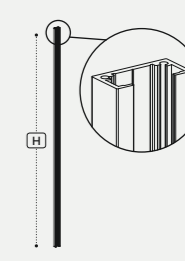


Profilo di partenza fisso
/Fixed start profile



Profilo di chiusura con
elemento mobile/End profile
with movable element

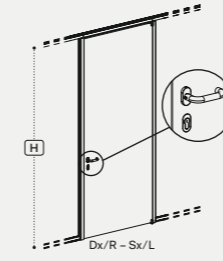
L 1,6 P 3,2



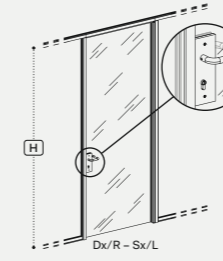
Profilo terminale
/Terminal profile

Porte/Doors

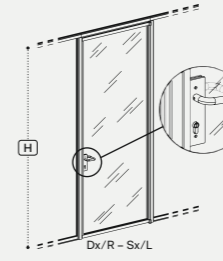
L 95 P 5,3



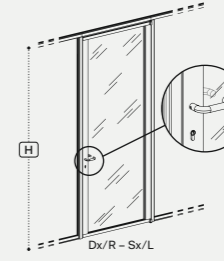
Porta anta battente cieca
/Single hinged panelled door



Porta anta battente vetro
/Single hinged glass door

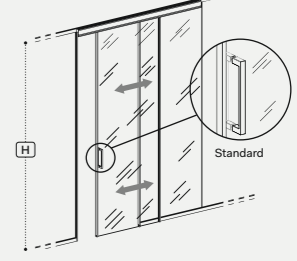


Porta anta battente vetro telaio slim
/Glass hinged glass door, slim frame



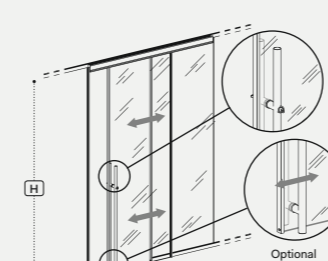
Porta anta battente vetro telaio big
/Single hinged glass door, big frame

L 95 P 3,2



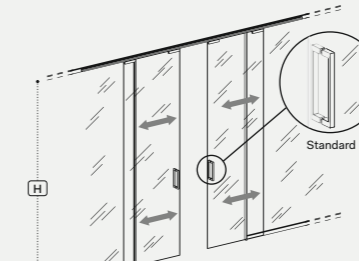
Porta scorrevole con anta in vetro
/Glass sliding door

L 95 P 3,2

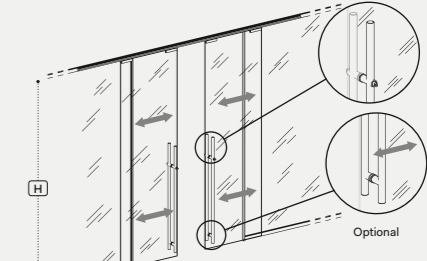


Porta scorrevole con anta in vetro
/Glass sliding door

L 190 P 3,2



Porta scorrevole doppia anta in vetro
/Double sliding glass door



Porta scorrevole doppia anta in vetro
/Double sliding glass door

Note:

Le dimensioni sono espresse in cm - consultare il listino prezzi per le caratteristiche tecniche, i codici degli articoli e delle finiture /Dimensions are stated in cm - for technical characteristics, article code numbers and finishing see price list;

La quotazione delle pareti monovetro verrà effettuata in base ai m² richiesti (HxL)/The quotation of the mono-glass partitions will be calculated according the required square meters (HxL).

DV603 Double Glass



Design:
Giuseppe Sartore

IT La serie DV603, parete divisoria doppioglasso da 6,4 cm, evidenzia leggerezza e pulizia. Gli elementi caratterizzanti sono: profili perimetrali in alluminio, lastre di vetro stratificato, pannelli in melaminico o legno, porte scorrevoli e battenti, nonché accessori e moduli vari.

EN The DV603 series, a 6,4 cm thick double-glass partition wall, highlights lightness and clean lines. The main features are: outer profiles in aluminium, laminated glass sheets, melamine or veneer panels, sliding and hinged doors as well as accessories and various modules.





1
Giunzione lineare dei vetri mediante un profilo in metacrilato. / Linear connection of the glass with use of a methacrylate profile.

2
Giunzione a tre vie collegando i profili tra loro. Vetri giuntati mediante un profilo in metacrilato trasparente / 3-way connection by joining the profiles together. Glass connected with use of a profile in transparent methacrylate.

3
Particolare dell'angolo a due vie 90°. La giunzione dei vetri è realizzata mediante un profilo in metacrilato trasparente. La giunzione dei binari è con taglio a 45°. / Detail of the two-way 90°. The connection of the glass is made with a profile in transparent methacrylate. 45° connected profiles.

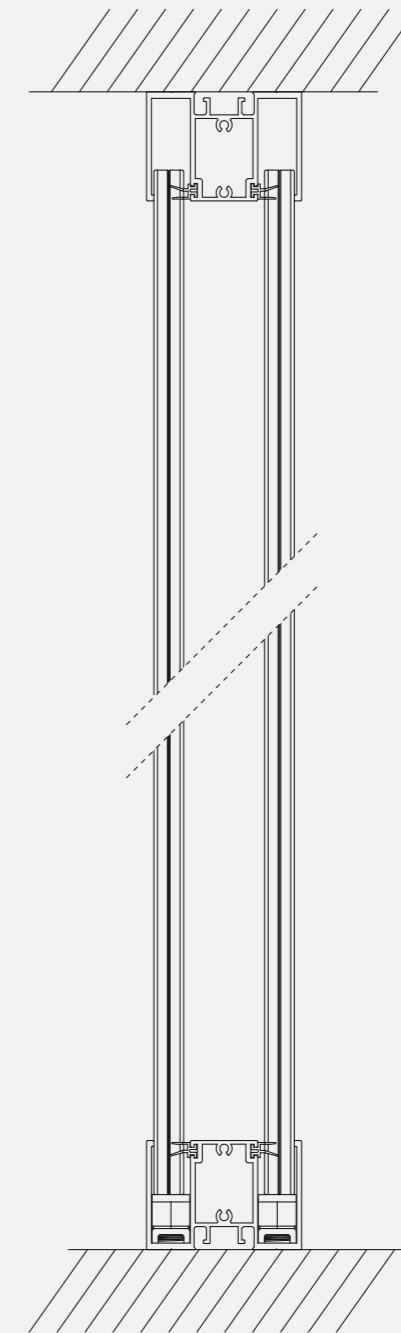
4
Particolare della partenza a muro. / Detail of the starting wall.

La struttura è composta da binari perimetrali, dim. 64 x 45 mm H con doppie pannellature in vetro a tutta altezza. Il vetro è stratificato di sicurezza, sp. 10 e 12 mm, giuntati con profili in metacrilato trasparente.

- Porte battenti con doppio vetro intelaiato dotate di serrature magnetiche.
- Porte scorrevoli su un apposito binario a tutta altezza in vetro temperato. Sp 10 mm.

/The structure is composed of perimetral rails, 64 x 45 mm, and double full-height glass paneling. Stratified glass, 10 and 12 mm thick, connected between each other with profiles in transparent methacrylate:

- Hinged double framed glass door equipped with standard magnetic locks;
- Sliding doors in tempered glass, 10 mm thick, on dedicated rail.









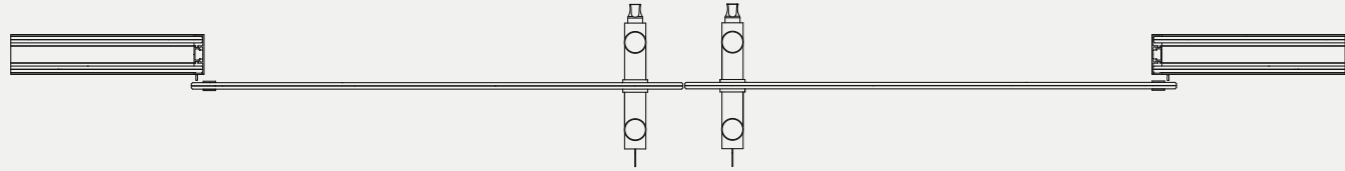
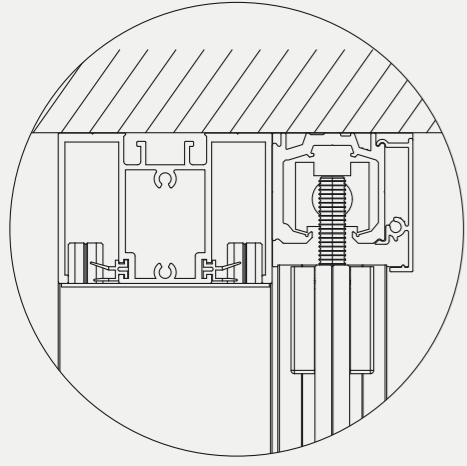


Sezione orizzontale della porta battente doppio vetro.
/Horizontal section of hinged double glass door.

1
Particolare della cerniera della porta battente con doppio vetro intelaiato.
/ Detail of the hinged double framed glass door hinge .

2
Particolare porta doppio vetro con la serratura contenuta nel telaio. / Detail of double glass door with lock in the frame.





Porte scorrevoli solo vetrate. Ammortizzatori in apertura e chiusura di serie. Standard un maniglione a ponte. Opzionale disponibilità del maniglione dotato di serratura con chiusura a terra.

- Porte scorrevoli a tutta altezza, realizzate in vetro temperato, sp 10 mm. Binario esterno fissato a soffitto. I carrelli scorrevoli sono di serie ammortizzati in apertura e chiusura;
- Maniglione opzionale dotato di serratura con blocco a terra.

/Sliding glass door with standard opening and closing shock absorber. Equipped with standard handle. Possibility of having handle with floor lock.

- Full height sliding doors, in 10 mm thick tempered glass. External rail fixed to the ceiling. Sliding carriages equipped with standard opening and closing shock absorber;
- Optional handle with floor lock.




DV603 Double Glass

Finiture cromatiche/Colour finishes

Vetro/Glass

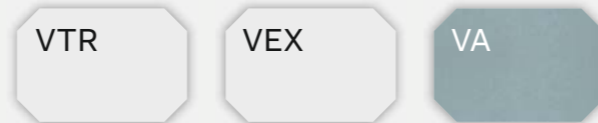
Sp. 0.5 + 0.5 cm - 0.6 + 0.6 cm, stratificato / 0.5 + 0.5 cm - 0.6 + 0.6 cm thick, stratified



Trasparente/
Transparent

Acustico 1A
/Acoustic type 1A

Sp. 1 + 1.2 cm, temperato / 1 + 1.2 cm thick, tempered




Trasparente
/Transparent

Extra-chiaro
/Extra-light

Acidato 1 lato
/1 side acetated

Telaio/Frame

Profilo 6.4 x 4.5 cm, in alluminio / 6.4 x 4.5 cm profile, aluminium



Anodizzato/Anodized

Brill/ Brill

Verniciato bianco
/White Painted ...

Verniciato nero
/Black Painted ...

Verniciato RAL ...
/RAL Painted ...

Pannelli /Panels

Sp. 2.5 cm, in melaminico / 2.5 cm thick, in melamine



Bianco/White

Grigio chiaro
/Light grey

Noce/Walnut

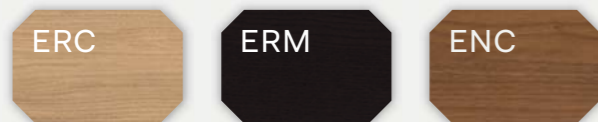
Rovere chiaro
/Light oak

Rovere Moro
/Dark oak

Rovere tabacco
/Tobacco oak

Terra d'ombra
/Umber

Sp. 2.5 cm, in impiallacciato / 2.5 cm thick, veneered



Rovere chiaro
/Light oak

Rovere Moro
/Dark oak

Noce Canaletto/
Canaletto Walnut

Porte /Doors

Sp. 5.5 cm, in melaminico / 5.5 cm thick, in melamine



Bianco/White

Grigio chiaro
/Light grey

Noce/Walnut

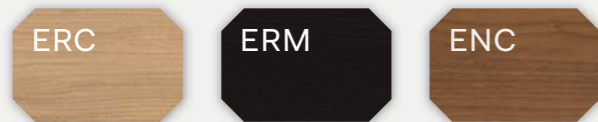
Rovere chiaro
/Light oak

Rovere Moro
/Dark oak

Rovere tabacco
/Tobacco oak

Terra d'ombra
/Umber

Sp. 5.5 cm, in impiallacciato / 5.5 cm thick, veneered



Rovere chiaro
/Light oak

Rovere Moro
/Dark oak

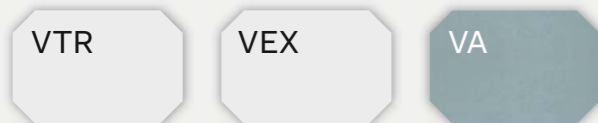
Noce Canaletto/
Canaletto Walnut

Sp. 5.5 cm, in laccato / 5.5 cm thick, lacquered



Verniciato RAL ...
/RAL Painted ...

Sp. 0.6 + 1 cm, in vetro temperato / 0.6 + 1 cm thick, tempered glass



Trasparente
/Transparent

Extra-chiaro
/Extra-light

Acidato 1 lato
/1 side acetated

Note:

A richiesta altre finiture. Per quantitativi minimi contattare l'ufficio commerciale / On request other finishes. For minimum quantities contact the sales office;

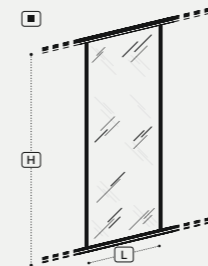
Articoli prodotti solo su richiesta /Articles produced only on request.

DV603 Double Glass

Dati tecnici/Technical data

Pareti doppiovetro/Double-glass partitions

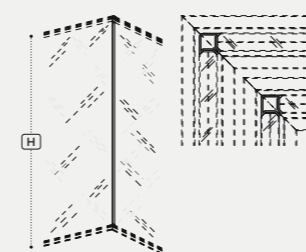
P 6,4



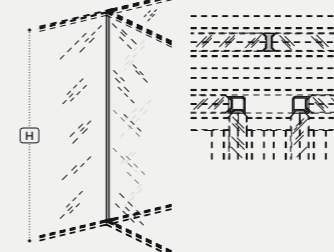
Moduli vetro/Glass partitions

Profili per moduli vetro ad angolo/Glass module corner profiles

Profili/Profiles

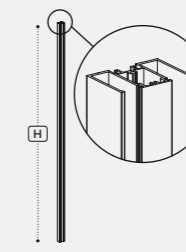


Per modulo angolo 90° a 2 vie
/For 2 way 90° corner module



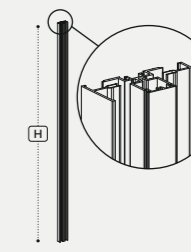
Per modulo angolo 90° a 3 vie
/For 3 way 90° corner module

L 4,5 P 6,4



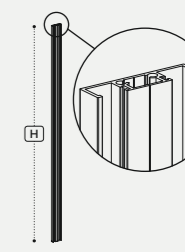
Profilo di partenza fisso
/Fixed start profile

L 1,6 P 6,4



Profilo di chiusura con
elemento mobile/End profile
with movable element

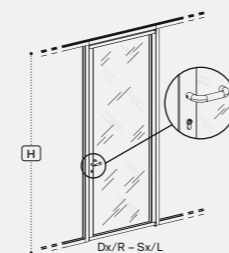
L 1,6 P 6,4



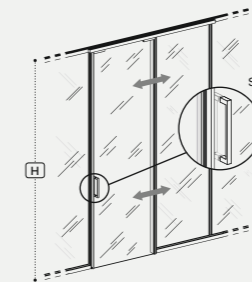
Profilo terminale
/Terminal profile

Porte/Doors

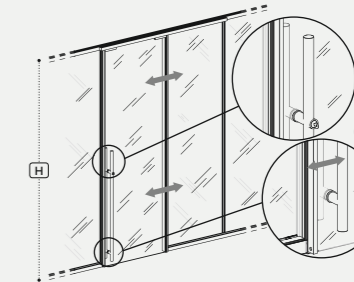
L 95 P 6,4



Porta anta battente vetro
/Single hinged glass door

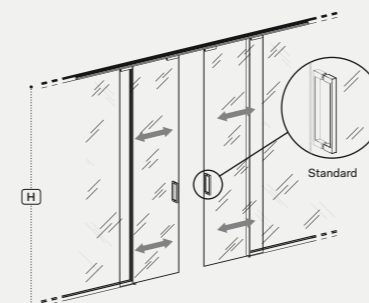


Porta anta scorrevole vetro
/Sliding glass door

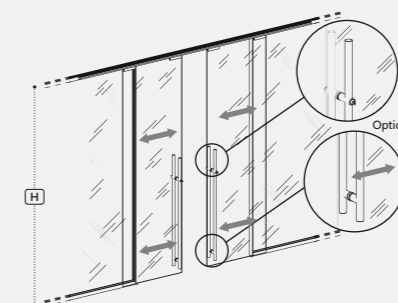


Porta anta scorrevole vetro con maniglione
/Glass sliding door with bar handle

L 190 P 6,4



Porta scorrevole doppia anta in vetro
/Double sliding glass door



Porta scorrevole doppia anta in vetro
/Double glass sliding door

Note:

Le dimensioni sono espresse in cm - consultare il listino prezzi per le caratteristiche tecniche, i codici degli articoli e delle finiture /Dimensions are stated in cm - for technical characteristics, article code numbers and finishing see price list;

La quotazione delle pareti monovetro verrà effettuata in base ai m² richiesti (HxL)/The quotation of the mono-glass partitions will be calculated according the required square meters (HxL).

DV604 Partition Wall DV605 Storage Wall



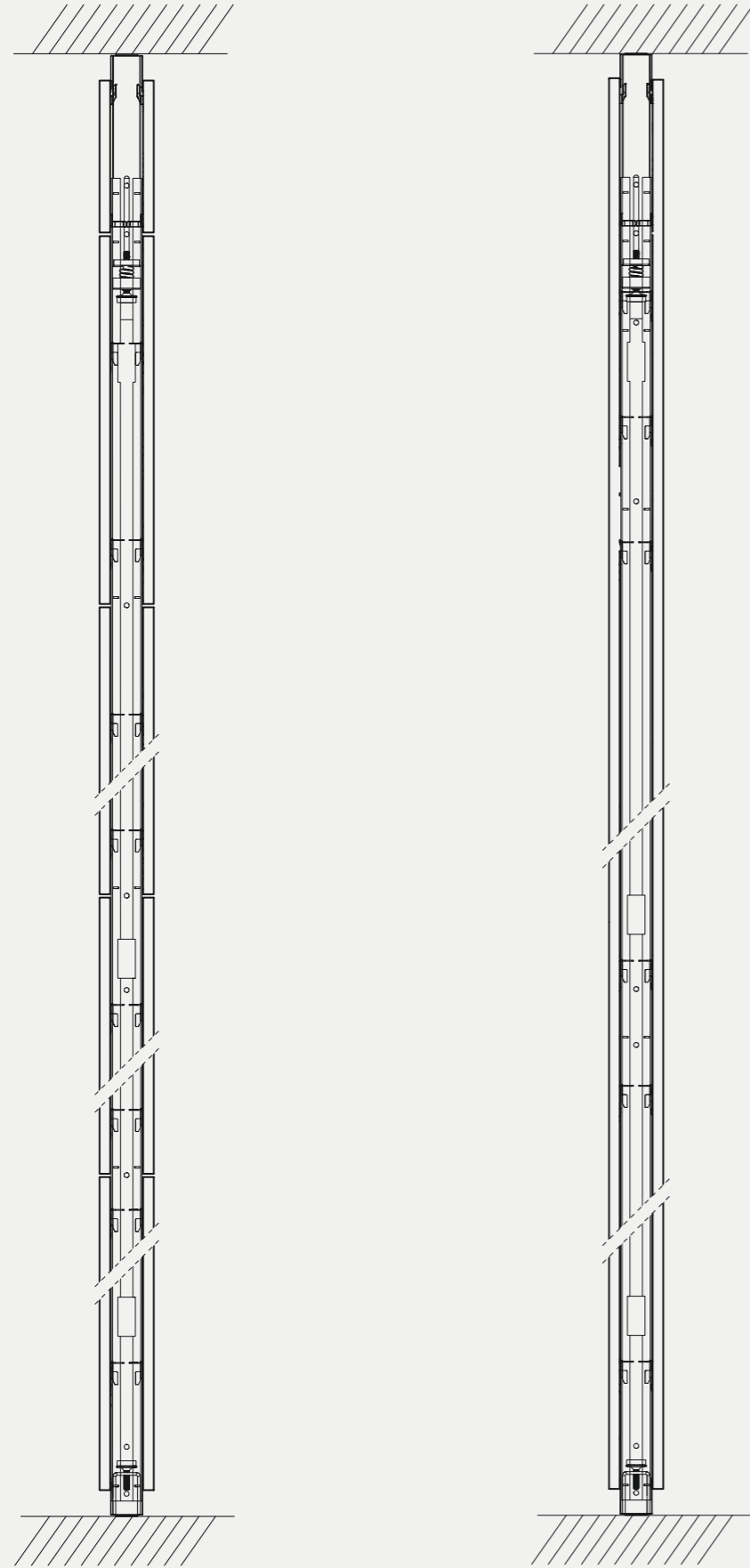
IT La serie DV604, parete divisoria da 10 cm con struttura in acciaio, è predisposta per essere rivestita con coppie di pannelli contrapposti in melaminico, legno o vetro. In evidenza la flessibilità compositiva e la solidità delle diverse tipologie di moduli previsti, che comprendono anche le porte battenti e moduli vari. Possibile integrazione con la parete attrezzata DV605.

EN The DV604 series, a 10 cm thick partition wall with a steel frame, is designed to be plated with pairs of opposed panels in melamine, veneer or glass. High level of flexibility in creating compositions and solidity of the different types of modules, that include hinged doors and various other modules. Possibility of integration with DV605 storage wall system.

IT La serie DV605, parete attrezzata da 46,6 cm, mette in evidenza funzionalità e completezza per ogni esigenza ufficio. Sono previste diverse tipologie di moduli contenitori, la cui struttura è realizzata in melaminico, con la predisposizione per agganciare ante e schiene di finitura, secondo le diverse richieste. I vani interni sono predisposti per essere attrezzati con ripiani e accessori vari. Possibile integrazione con le pareti divisorie DV602 e DV604.

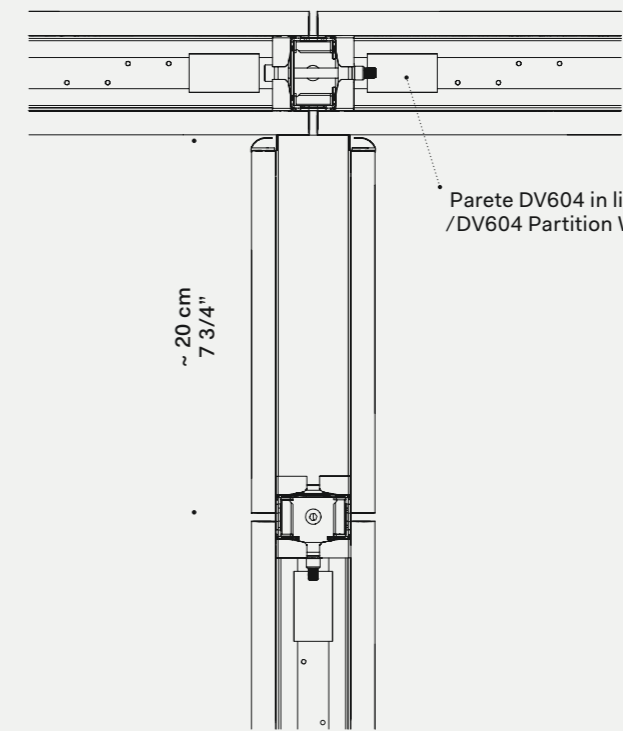
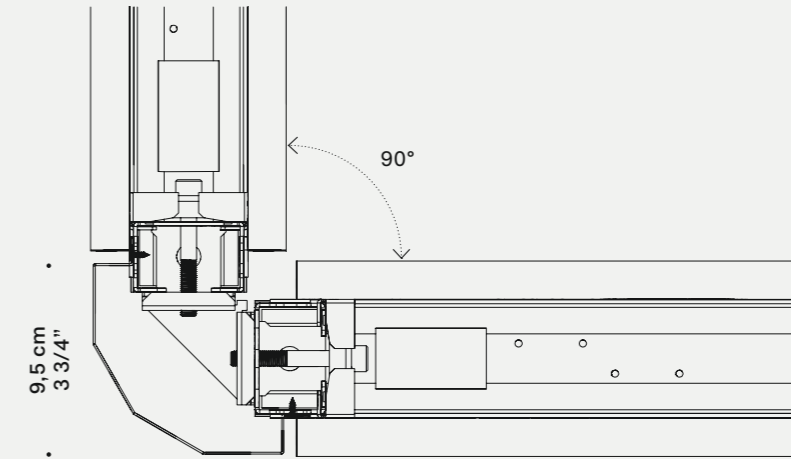
EN The DV605 series, a 46,6 cm thick storage wall system, emphasizes functionality and completeness for any office need. Different types of storage modules are provided. Their body is made of melamine and includes a predisposition for applying doors and decorative back-panels, according to the different needs. The internal compartments are designed to be equipped with shelves and other accessories. Possibility of integration with the DV602 and DV604 partition walls.



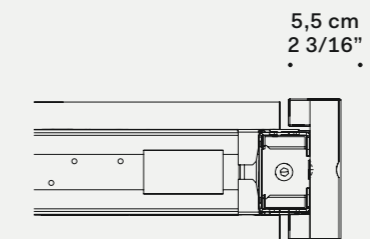


● Sezione verticale dotata di pannelli a mattonella.
/Vertical section equipped with "orizzontal bands" panel.

●Sezione verticale dotata di pannelli a tutta altezza.
/Vertical section equipped with full height panels .



Parete DV604 in linea
/DV604 Partition Wall



Particolari del nodo a due vie 90°, tre vie e del profilo terminale realizzato in lamiera d'acciaio sagomata e verniciata a polveri epossidiche./Detail of the two-way 90° angle, three-way and terminal profile, made of powder-coated shaped sheet steel.








1
Porta vetrata dotata di cerniere a bandiera in alluminio.
/ Glass door equipped with aluminium hinges.

2
Serratura di design attuale con finitura alluminio naturale spazzolato, dotate di maniglia leva e cilindro con chiave Yale.
/ Lock with modern design in brushed natural aluminum finish, equipped with lever handle and Yale key cilindar.



Sezione orizzontale della porta battente in vetro.
/Horizontal section of hinged glass door.



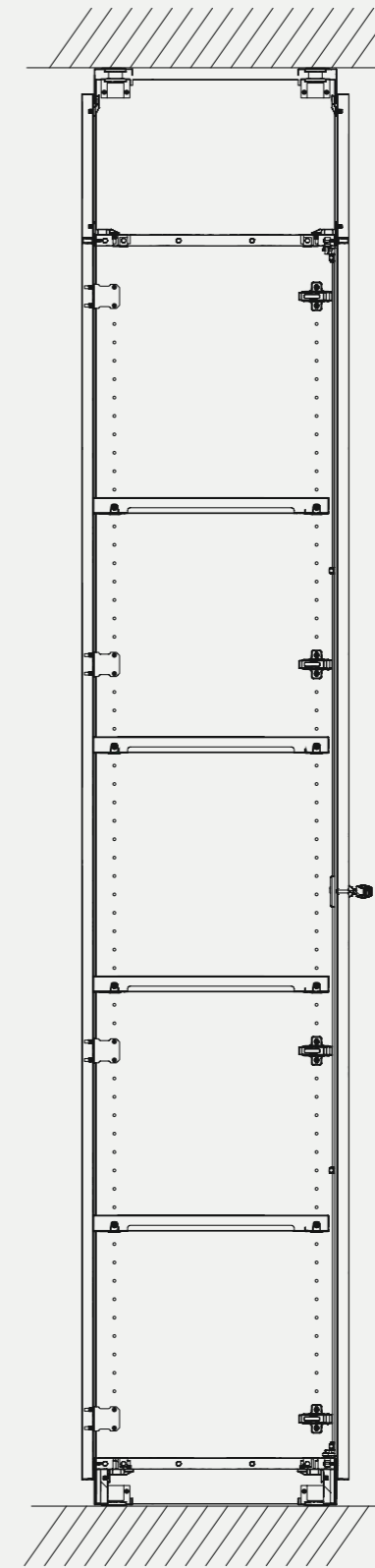
Sezione orizzontale della porta battente cieca.
/Horizontal section of hinged wooden door.







Q V T
A scelta diverse tipologie di maniglie per le ante. Massima uniformità con gli armadi serie DV503./Choice of different types of door handles. Maximum uniformity with the DV503 series storage units.

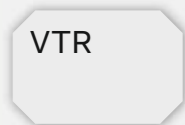


Sezione verticale della parete attrezzata, Prof. 46.6 cm
/Vertical section of storage wall partition, 46.6 cm D.

DV604 Partition Wall


Vetro/Glass

Sp. 0.5 + 0.5 cm, temperato / 0.5 + 0.5 cm, tempered



Trasparente/
Transparent

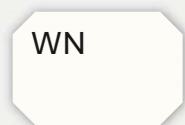
Zoccolo in metallo / Metal Base



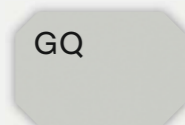
Alluminio RAL 9006
/ Aluminium RAL 9006

Pannelli ☒/Panels ☒

Sp. 1.8 cm, in melaminico / 1.8 cm thick, in melamine



Bianco/White



Grigio chiaro
/Light grey



Noce/Walnut



Rovere chiaro
/Light oak



Rovere Moro
/Dark oak



Rovere tabacco
/Tobacco oak

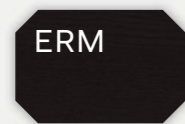


Terra d'ombra
/Umber

Sp. 1.8 cm, in impiallacciato / 1.8 cm thick, veneered



Rovere chiaro
/Light oak



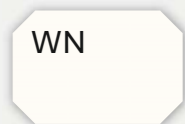
Rovere Moro
/Dark oak




Noce Canaletto/
Canaletto Walnut

Porte ☒/Doors ☒

Sp. 4.4 cm, in melaminico / 4.4 cm thick, in melamine



Bianco/White



Grigio chiaro
/Light grey



Noce/Walnut



Rovere chiaro
/Light oak



Rovere Moro
/Dark oak



Rovere tabacco
/Tobacco oak



Terra d'ombra
/Umber

Sp. 4.4 cm, in impiallacciato / 4.4 cm thick, veneered



Rovere chiaro
/Light oak

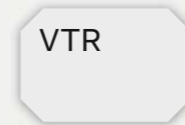


Rovere Moro
/Dark oak



Noce Canaletto/
Canaletto Walnut

Sp. 1 cm, in vetro temperato / 1 cm thick, tempered glass



Trasparente
/ Transparent



Acidato 1 lato
/ 1 side acetated

Finiture cromatiche/Colour finishes


Telaio vetrato / Glass frame

Sp. 1.8 cm, in alluminio / 1.8 cm thick, aluminium



Anodizzato/Anodized

Completamenti in metallo / Metal Completions

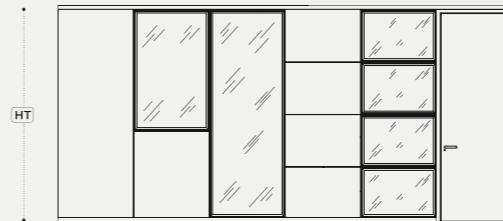


Alluminio RAL 9006
/ Aluminium RAL 9006

DV604 Partition Wall

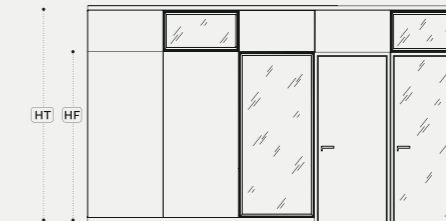
Schema dimensionale parete divisoria / Scheme of partition dimensions

P 10



Moduli tutta altezza / Module full height

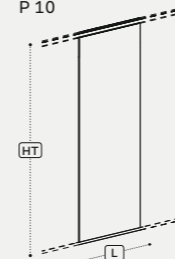
HT = Altezza totale / Total height
HF = Altezza filo parete / Upper line



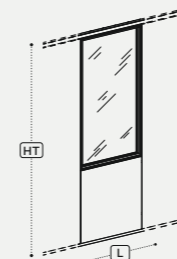
Tipologia / Type: "L" - Low HF= 220 cm
"M" - Medium HF= 252 cm
"H" - High HF= 268 cm

Schema dimensionale parete divisoria / Scheme of partition dimensions

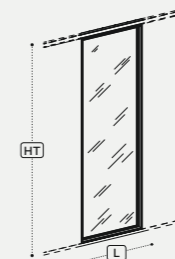
P 10



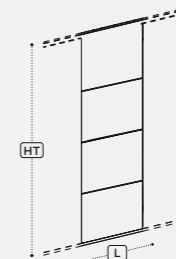
Moduli divisori ciechi
/Panelled partitions
L = 50 - 60 - 80 - 100 - 120



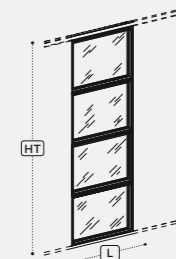
Moduli divisori ciechi-vetro
/Panelled-glass partitions
L = 50 - 60 - 80 - 100 - 120



Moduli divisori vetro
/Glass partitions
L = 50 - 60 - 80 - 100 - 120

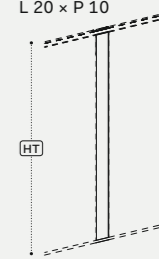


Moduli divisori ciechi a
mattonella/Panelled "bricks
shaped" partitions
L = 50 - 60 - 80 - 100 - 120
- 140 160 - 180 - 200 - 220



Moduli divisori vetro a
mattonella/Glass "bricks
shaped" partitions
L = 50 - 60 - 80 - 100 - 120
- 140 160 - 180 - 200 - 22

L 20 x P 10



Modulo tecnico per
passaggio cavi / Wire
management technical
module

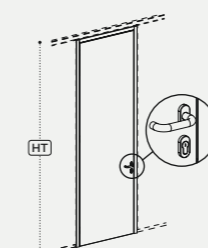
Porte/Doors

L 100 x P 10



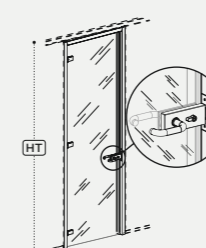
Modulo passaggio porta
singola/Single door top
module

L 100 x P 18,5



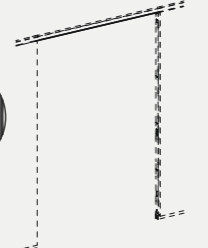
Porta anta battente cieca
/Single hinged panelled
door

L 200 x P 10



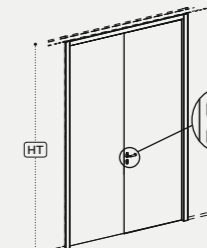
Porta anta battente vetro
/Single hinged glass door

L 200 x P 18,5



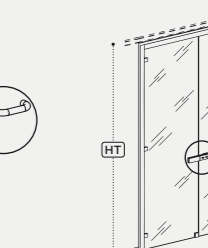
Modulo passaggio porta
doppia/Double door top
module

L 200 x P 18,5



Porta doppia anta battente
cieca/Double hinged
panelled door

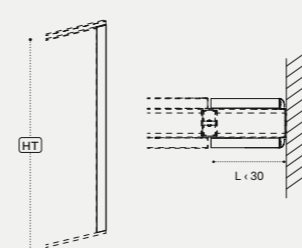
L 200 x P 18,5



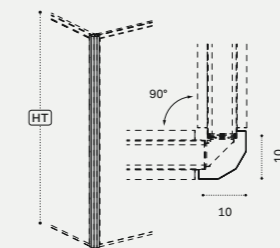
Porta doppia anta battente vetro
/Double hinged glass door

Fasce di tamponamento/Fillers

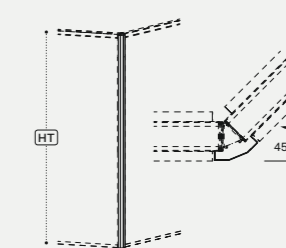
L < 30 P 10



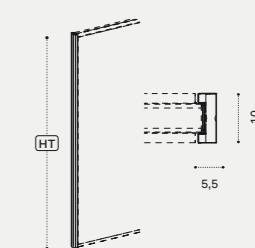
Angoli e testate/Corner and terminal profiles



Carter metallico per angoli a 90°
/Metal casing for 90° corners

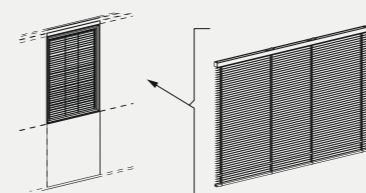


Carter metallico per angoli a 45°
/Metal casing for 45° corners

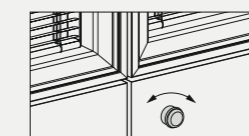


Carter metallico terminale
/Terminal metal casing

Accessori/Accessories



Tendine veneziane/Blinds



Pomolo per regolazione orizzontale veneziana
/Knob for blind horizontal adjustment

Note:

☒ A richiesta altre finiture. Per quantitativi minimi contattare l'ufficio commerciale / On request other finishes. For minimum quantities contact the sales office;

1 Le dimensioni sono espresse in cm - consultare il listino prezzi per le caratteristiche tecniche, i codici degli articoli e delle finiture/Dimensions are stated in cm - for technical characteristics, article code numbers and finishing see price list;

2 Le pareti divisorie DV604 possono essere abbinare alle pareti attrezzate DV605/ The DV604 partition wall systems can be combined with the DV605 ones.

DV605 Storage Wall

Finiture cromatiche/Colour finishes

Scocca/Body


Sp. 1.8 cm, in melaminico / 1.8 cm thick, in melamine



Bianco/White
Alluminio / Aluminium


Ripiani / Shelves

Sp. 2.5 cm, in melaminico / 2.5 cm thick, in melamine



Bianco/White
Alluminio / Aluminium

Sp. 2.8 cm, in metallo / 2.8 cm thick, metal




Bianco RAL 9016 / White RAL 9016
Alluminio RAL 9006 / Aluminium RAL 9006

Ante battenti ☒ / Hinged doors ☒

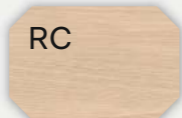
Sp. 1.8 cm, in melaminico / 1.8 cm thick, in melamine



Bianco/White
Grigio chiaro / Light grey



Noce/Walnut
Rovere chiaro / Light oak



Rovere Moro / Dark oak
Rovere tabacco / Tobacco oak

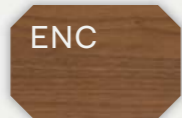


Terra d'ombra / Umber

Sp. 1.8 cm, in impiallacciato / 1.8 cm thick, veneered




Rovere chiaro / Light oak
Rovere Moro / Dark oak




Noce Canaletto / Canaletto Walnut

Sp. 2 cm, in vetro temperato / 2 cm thick, tempered glass



Acidato 1 lato / 1 side acetated

Zoccolo in metallo / Metal Base



Alluminio RAL 9006 / Aluminium RAL 9006

Maniglie + finiture/Handles + finishes



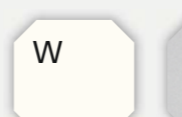
Interasse 96 mm / 96 mm Centers



Interasse 256 mm / 256 mm Centers




Interasse 256 mm / 256 mm Centers



Bianco/White



Alluminio / Aluminium




Antracite / Anthracite

Porte ☒ / Doors ☒

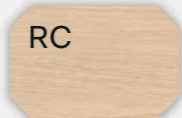
Sp. 4.4 cm, in melaminico / 4.4 cm thick, in melamine



Bianco/White
Grigio chiaro / Light grey



Noce/Walnut
Rovere chiaro / Light oak



Rovere Moro / Dark oak
Rovere tabacco / Tobacco oak

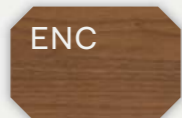


Terra d'ombra / Umber

Sp. 4.4 cm, in impiallacciato / 4.4 cm thick, veneered

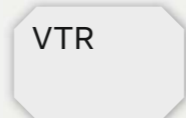


Rovere chiaro / Light oak
Rovere Moro / Dark oak



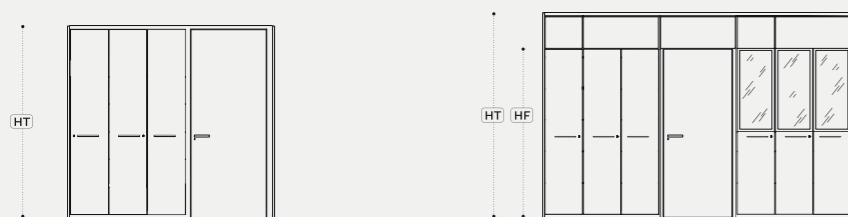
Noce Canaletto / Canaletto Walnut

Sp. 1 cm, in vetro temperato / 1 cm thick, tempered glass



Trasparente / Transparent
Acidato 1 lato / 1 side acetated

Schema dimensionale delle pareti attrezzate / Scheme of storage module dimensions



Moduli tutta altezza / Module full height

HT = Altezza totale / Total height
HF = Altezza filo parete / Upper line

Note:

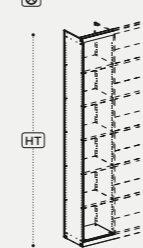
☒ A richiesta altre finiture. Per quantitativi minimi contattare l'ufficio commerciale / On request other finishes. For minimum quantities contact the sales office.

DV605 Storage Wall

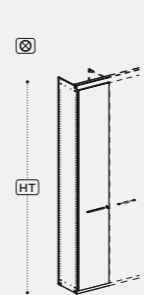
Dati tecnici/Technical data

Moduli contenitori monofacciali / Single sided storage modules

L 50 P 46,5

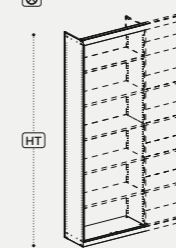


Modulo singolo a giorno / Single open storage module

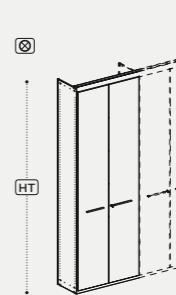


Modulo singolo con ante / Single storage module with door

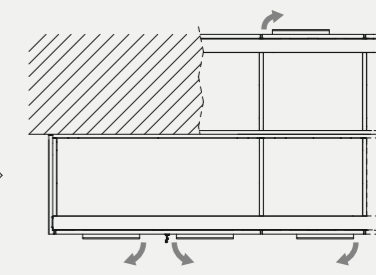
L 100 P 46,5



Modulo doppio a giorno / Double open storage module



Modulo doppio con ante / Double storage module with doors

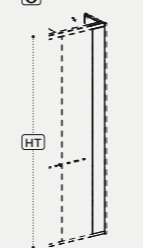


Note: I contenitori monofacciali possono essere posizionati l'uno contro l'altro a centro stanza o appoggiati ai muri / The single sided storage modules can be positioned one against the other or positioned against walls

Moduli contenitori monofacciali / Single sided storage modules

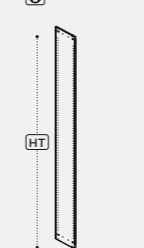
Componenti per contenitori monofacciali / Components for single sided storage modules

L 20 P 46,6



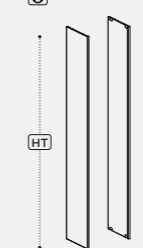
Modulo tecnico per passaggio cavi / Wire management technical module

P 1,9



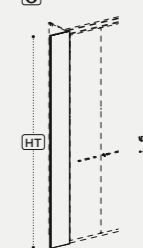
Fianco intermedio / Middle side

P 3



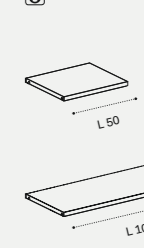
Coppia di fianchi terminali di finitura / Pair of terminal finishing sides

L < 30 P 1,9



Fascia di tamponamento / Filler

P 41 x H 2,5 / 2,8

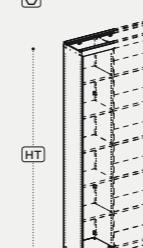


Ripiani / Shelves

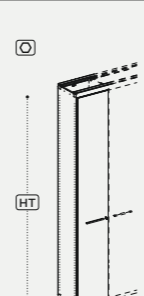
☒ Configurare la composizione e aggiungere di conseguenza all'ordine: una coppia di fianchi terminali o le fasce di tamponamento, un fianco intermedio e i ripiani metallici / Configure your composition and consequently add: a pair of side terminal panels or side fillers, a middle side panel and metal shelves

Moduli contenitori bifacciali / Double sided storage modules

L 50 P 46,6

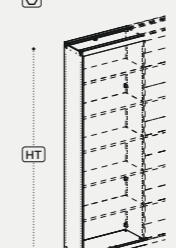


Modulo singolo a giorno / Single open storage module

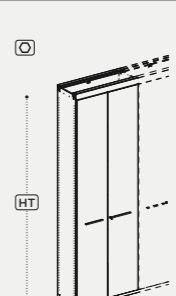


Modulo singolo con ante / Single storage module with door

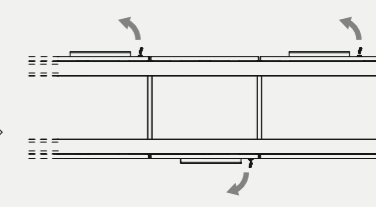
L 100 P 46,5



Modulo doppio a giorno / Double open storage module



Modulo doppio con ante / Double storage module with doors

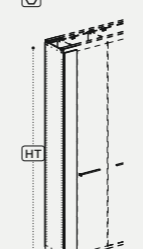


Note: I contenitori bifacciali possono essere posizionati liberamente nella stanza con la possibilità di montare le ante su entrambe le facciate / The double sided storage units can be positioned freely in the room with the possibility to assemble the doors on both sides

Moduli contenitori bifacciali / Double sided storage modules

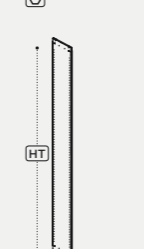
Componenti per contenitori bifacciali / Components for double sided storage modules

L 20 P 46,6



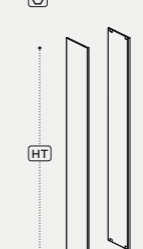
Modulo tecnico per passaggio cavi / Wire management technical module

P 1,9



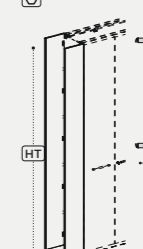
Fianco intermedio / Middle side

P 3



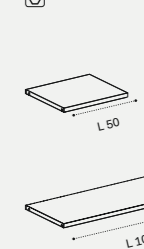
Coppia di fianchi terminali di finitura / Pair of terminal finishing sides

L < 30 P 1,9



Fascia di tamponamento / Filler

P 41 x H 2,5 / 2,8



Ripiani / Shelves

Note:

1 Le dimensioni sono espresse in cm - consultare il listino prezzi per le caratteristiche tecniche, i codici degli articoli e delle finiture / Dimensions are stated in cm - for technical characteristics, article code numbers and finishing see price list;

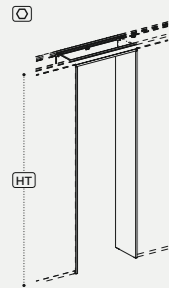
2 Le pareti divisorie DV605 possono essere abbinare alle pareti attrezzate DV604 / The DV605 partition wall systems can be combined with the DV604 ones.

DV605 Storage Wall

Dati tecnici/Technical data

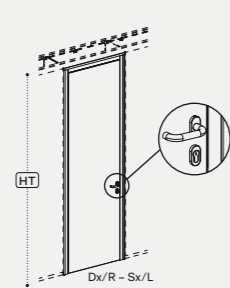
Porte per contenitori bifacciali/Doors for double sided storage modules

L 100 P 46,5



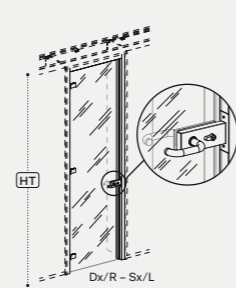
Modulo passaggio porta/Door top module

L 100 P 18,5



Porta cieca/Panelled door

L 100 P 18,5

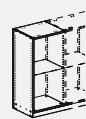


Porta vetro/Glass door

Configurare la composizione e aggiungere di conseguenza all'ordine: una coppia di fianchi terminali o le fasce di tamponamento, un fianco intermedio e i ripiani metallici/Configure your composition and consequently add: a pair of side terminal panels or side fillers, a middle side panel and metal shelves

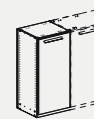
Moduli contenitori monofacciali sottofinestra/Low single sided storage units

L 50 P 48,5 x H 108



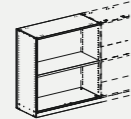
Modulo singolo a giorno/Single open storage module

L 50 P 48,5 x H 108



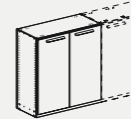
Modulo singolo con ante/Single storage module with door

L 100 P 48,5 x H 108

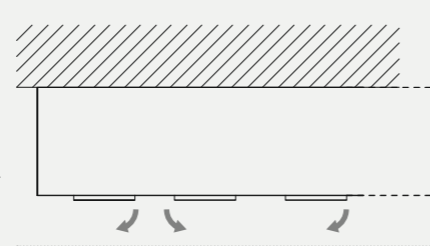


Modulo doppio a giorno/Double open storage module

L 100 P 48,5 x H 108



Modulo doppio con ante/Double storage module with doors



Note: I contenitori sottofinestra vanno sempre appoggiati alle pareti/Storage units below windows always need to be positioned against the wall

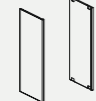
Componenti per contenitori monofacciali sottofinestra/Components for low single sided storage units

P 1,9 H 108



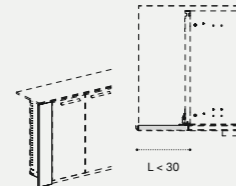
Fianco intermedio/Middle side

P 1,9 H 108



Coppia di fianchi terminali di finitura/Pair of terminal finishing sides

L < 30 P 1,9 x H 108



Fascia di tamponamento/Filler

P 49,2 - H 1,9

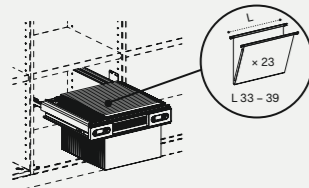


Top

Configurare la composizione e aggiungere di conseguenza all'ordine: una coppia di fianchi terminali o le fasce di tamponamento, un fianco intermedio, i ripiani metallici e il top/Configure your composition and consequently add: a pair of side terminal panels or side fillers, a middle side panel, metal shelves and top.

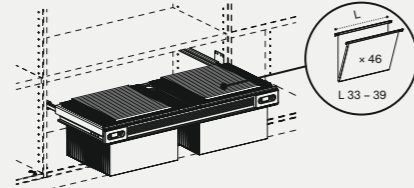
Accessori/Accessories

L 50



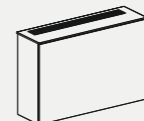
Portacartelle estraibile L 50/Filling pull-out frames L 50

L 100



Portacartelle estraibile L 100/Filling pull-out frames L 100

L 100+150 P 49,2 x H 110



Mobile copri fan coil/Furniture unit to hide fan coil units

Note:

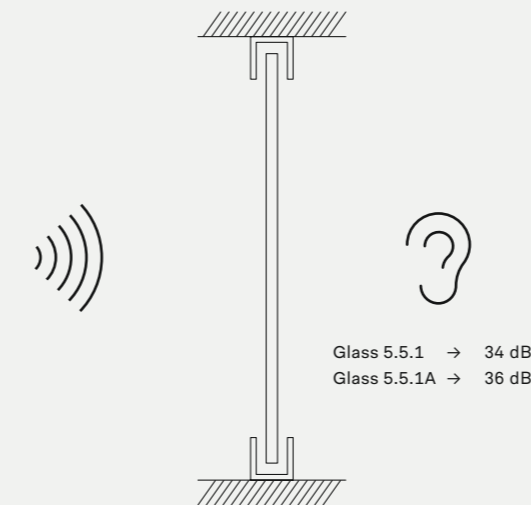
1 Le dimensioni sono espresse in cm - consultare il listino prezzi per le caratteristiche tecniche, i codici degli articoli e delle finiture/Dimensions are stated in cm - for technical characteristics, article code numbers and finishing see price list;

2 Le pareti divisorie DV605 possono essere abbinare alle pareti attrezzate DV604/The DV605 partition wall systems can be combined with the DV604 ones.

Fonoisolamento/Sound insulation C€

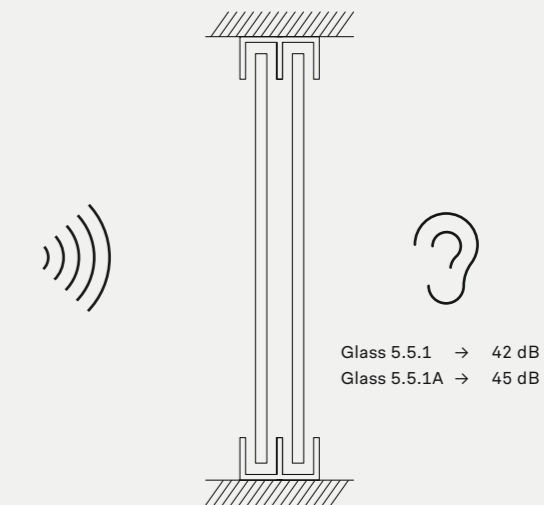
DV602

Prestazioni



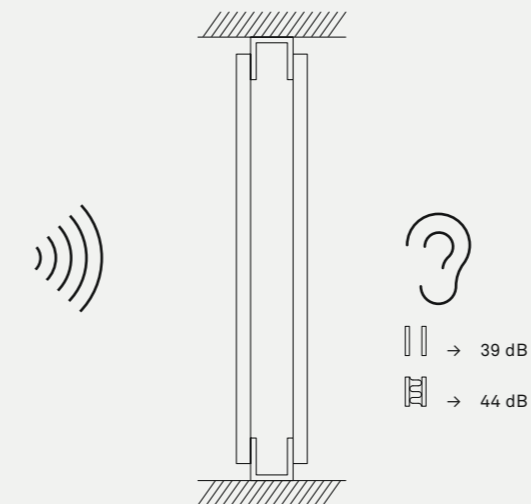
DV603

Prestazioni



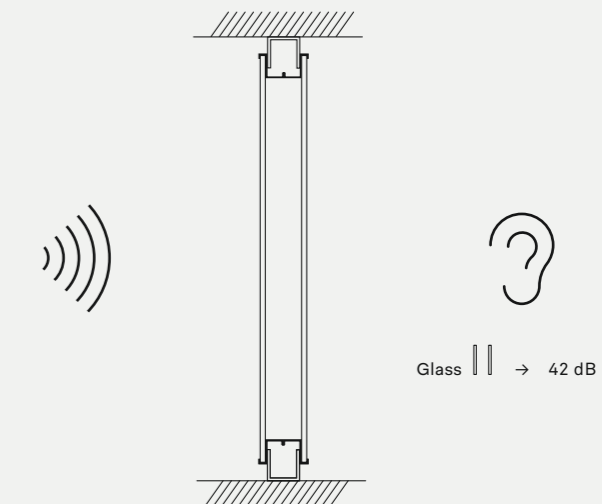
DV604

Prestazioni



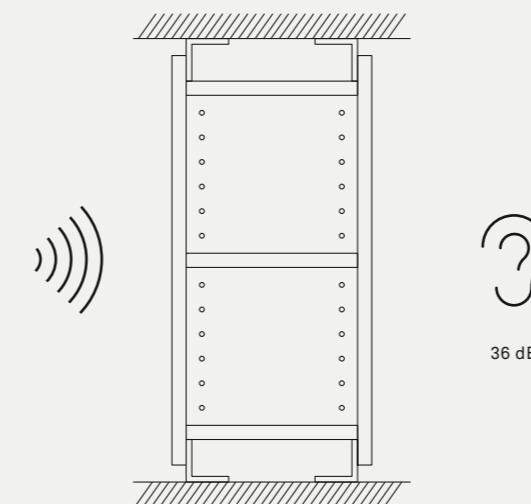
DV604

Prestazioni



DV605

Prestazioni



Lined writing area for page 70. The page contains 25 horizontal dotted lines for writing.

Lined writing area for page 71. The page contains 25 horizontal dotted lines for writing.

dvo_

DVO S.P.A.
Via XX Settembre, 272
Casella Postale n. 65
U.P. Roveredo in Piano
33080 Roveredo in Piano (PN)
Italy

Tel. +39 0434 386 111
Fax +39 0434 386 112
www.dvo.it
info@dvo.it

Art Director
• Enzo Berti

Graphic Project
• Studio Malisan

Rendering
• Nudesignstudio

Stylist
• Mara Zambon

Print
• Grafiche Antiga

Printed in Italy
Issue 02
May 19



CONTRA
Rete d'impresa

Foto e testi copyright DVO non
riproducibili. La venditrice si riserva
la facoltà di apportare al prodotto
eventuali modifiche tecniche,
dimensionali ed estetiche in qualsiasi
momento senza preavviso.

/Pictures and text are DVO copyright,
duplicate forbidden. The selling
Company reserves the right to
introduce changes to products
regarding sizes and aesthetical
or technical aspects at any time
without notice.

DVO S.P.A. – Azienda certificata/Certified Company



Richiedi i prodotti certificati FSC®/Request for FSC® certified product

Il marchio della
gestione forestale
responsabile



C-DV600-PARTITION5201902

dvo_

DVO S.P.A.
Via XX Settembre, 272
Casella Postale n. 65
U.P. Roveredo in Piano
33080 Roveredo in Piano (PN)
Italy

Tel. +39 0434 386 111
Fax +39 0434 386 112
www.dvo.it
info@dvo.it