



EVEREST
PROJECT

slide

OFFICE & HOSPITALITY
TEXTILE SYSTEMS



S L I D E

SLIDE, design minimalista, rappresenta la soluzione progettuale ideale per ambienti con grandi superfici vetrate. Il sistema impiega un binario da 2 a 5 vie con cui scorrono i pannelli in tessuto, che, grazie al velcro, sono fissati ai portateli. Inferiormente viene risvoltato il tessuto a formare una tasca all'interno della quale viene posizionato il fondale in alluminio. Il sistema, ad azionamento manuale libero, consente schermature fino a 6 metri lineari.

SLIDE boasting minimalist design, the ideal design solution for rooms with large glass surfaces. The system is provided with a binary from 2 to 5 tracks, where the panels slide through. These, thanks to the Velcro, are fixed to the blind holders. At the bottom, the fabric is folded up to form a lapel inside of which, the aluminium counterweight is placed. The system with free manual handling, enables screening which expands up to 6 linear metres.

SLIDE, au design minimaliste, représente la solution conceptuelle idéale pour les pièces ayant de grandes surfaces vitrées.

Le système utilise un rail possédant 2 à 5 voies dans lesquelles glissent les panneaux en tissu, qui, grâce au velcro, sont fixés aux porte-toiles. Dans la partie inférieure du panneau, le tissu est enroulé pour former une poche où sera placée la barre de lestage en aluminium.

Le système, à actionnement manuel libre, permet d'obtenir une longueur de couverture allant jusqu'à 6 mètres.

SLIDE, con su diseño minimalista, constituye la solución de proyecto ideal para espacios con grandes superficies acristaladas. El sistema incluye un riel de 2 a 5 vías por el que se deslizan los paneles de tejido que, gracias al velcro, se fijan a los soportes de la cortina. Por debajo, el tejido se dobla para formar un bolsillo que aloja el terminal inferior de aluminio. El sistema, de accionamiento manual libre, permite cubrir superficies de hasta 6 metros lineales.



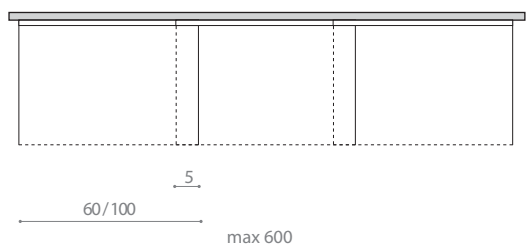
S L I D E



IN
door

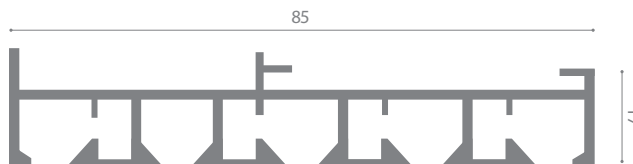
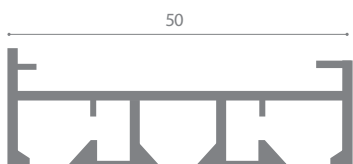
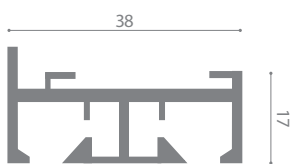
DIMENSIONI . DIMENSION

Larghezza massima - movimentazione manuale. Max width - manual moviment 600 cm
Altezza massima . Max height 320 cm



INSTALLAZIONI . INSTALLATIONS

Fissaggio a soffitto . Ceiling fixing



MOVIMENTAZIONI . MOVEMENT

